



## Prime Areas

## Specific Areas


### WHOLE SCHOOL TOPIC: READING FOR PLEASURE



Week / Big Book	PSED	Physical Development	Communication & Language	Literacy	Letters & Sounds	Mathematics	Understanding the world	Expressive Arts & Design
<p>Week 1 Monday 4<sup>th</sup>- Friday 8<sup>th</sup> November <b>10 Little Pumpkins</b> Theme week Bonfire Night/Carnival</p> 	<p><b>Managing Self</b> Christmas cards. Children to make/decorate their Christmas card. <b>Begin to show 'effortful control'. 2-PSED</b> CLL PD L UTW EAD</p>	<p><b>Fine motor skills</b> Pumpkins count to 10. Children to use worksheet provided, count the pumpkins and then write the appropriate number. <b>Develop manipulation and control. 1-PSED</b> CLL PD M L</p>	<p><b>Listening, attention and understanding</b> Pumpkins count to 10. Children to use worksheet provided, count the pumpkins and then write the appropriate number. <b>Understand and act on longer sentences like 'make teddy jump' or 'find your coat'. 1-PSED</b> CLL PD M L</p>	<p><b>Writing</b> Pumpkins count to 10. Children to use worksheet provided, count the pumpkins and then write the appropriate number. <b>Make marks on their picture that stand for their name. 1-PSED</b> CLL PD M L</p>	<p><b>Mon-Thurs Little Wandle; Foundation for Phonics</b></p> <p><b>What's in the box for new phonemes and Little Wandle games. 'd'</b></p> <p>Fri-Music lesson rhymes/instrument</p>	<p><b>Number</b> Pumpkins count to 10. Children to use worksheet provided, count the pumpkins and then write the appropriate number. <b>Count in everyday contexts, sometimes skipping numbers - '1-2-3-5.' 1-PSED</b> CLL PD M L</p>	<p><b>The Natural World</b> Christmas cards. Children to make/decorate their Christmas card. <b>Explore materials with different properties. 2-PSED</b> CLL PD L UTW EAD</p>	<p><b>Creating with materials</b> Christmas cards. Children to make/decorate their Christmas card. <b>Explore paint, using fingers and other parts of their bodies as well as brushes and other tools. 2-PSED</b> CLL PD L UTW EAD</p>
<p>Week 2 Monday 11<sup>th</sup>-Friday 15<sup>th</sup> November <b>Busy People-Vet, Police Officer, Fire Fighter, Doctor</b></p>	<p><b>Self-regulation</b> Emergency Services matching activity. Children to cut, stick and match transport to correct emergency service. <b>Notice and ask questions about differences, such as skin</b></p>	<p><b>Fine motor skills</b> Emergency Services matching activity. Children to cut, stick and match transport to correct emergency service. <b>Use large and small motor skills to do things independently. 1-PSED</b> CLL PD M UTW</p>	<p><b>Speaking</b> Emergency Services matching activity. Children to cut, stick and match transport to correct emergency service. <b>Identify familiar objects and properties for practitioners when they are described. 1-PSED</b> CLL PD M UTW</p>	<p><b>Writing</b> Name writing practice. Children to use name tracing cards. <b>Make marks on their picture to stand for their name.</b></p>	<p><b>Mon-Thurs Little Wandle; Foundation for Phonics</b></p> <p><b>What's in the box for new phonemes and Little Wandle games. 'g'</b></p> <p>Fri-Music lesson rhymes/instrument</p>	<p><b>Number</b> Emergency services transport. Children to use construction based resources to build an emergency service vehicle of their choosing e.g. ambulance, police car etc. <b>Build with a range of resources. 2-PSED</b> CLL PD M EAD UTW</p>	<p><b>People. Culture and Communities</b> Emergency Services matching activity. Children to cut, stick and match transport to correct emergency service. <b>Notice differences between people. 1-PSED</b> CLL PD M UTW</p>	<p><b>Creating with materials</b> Emergency services transport. Children to use construction based resources to build an emergency service vehicle of their choosing e.g. ambulance, police car etc. <b>Make simple models which express their ideas. 2-PSED</b> CLL PD M EAD UTW</p>

<p>11<sup>th</sup>- Remembrance Day 15<sup>th</sup>- Children in Need</p> 	<p>colour, types of hair, gender, special needs and disabilities, and so on. 1- <b>PSED CLL PD M UTW</b></p>							
<p>Week 3 <b>Monday</b> 18<sup>th</sup>-Friday 22<sup>nd</sup> <b>November</b> <b>Rosie's Hat</b></p> 	<p><b>Managing Self</b> Sorting clothes. Children to sort a variety of clothes into appropriate weather/seasons e.g. scarfs/gloves for winter etc. Engage with others through gestures, gaze and talk. 1-<b>PSED CLL M UTW</b></p>	<p><b>Fine motor skills</b> Wind process art. Children to make a piece of art using paint and straws, children to blow through the straw. Explore different materials and tools 2-<b>PSED CLL PD UTW EAD</b></p>	<p><b>Speaking</b> Sorting clothes. Children to sort a variety of clothes into appropriate weather/seasons e.g. scarfs/gloves for winter etc. Identify familiar objects and properties for practitioners when they are described 1-<b>PSED CLL M UTW</b></p>	<p><b>Writing</b> Weather drawings. Children to draw a picture depicting the weather on the day. Enjoy drawing freely.</p>	<p><b>Mon-Thurs Little Wandle; Foundation for Phonics</b>  <b>What's in the box for new phonemes and Little Wandle games. 'o'</b>  Fri-Music lesson rhymes/instrument</p>	<p><b>Number</b> Sorting clothes. Children to sort a variety of clothes into appropriate weather/seasons e.g. scarfs/gloves for winter etc. Notice patterns and arrange things in patterns. 1-<b>PSED CLL M UTW</b></p>	<p><b>The Natural World</b> Wind process art. Children to make a piece of art using paint and straws, children to blow through the straw. Explore materials with different properties. 2-<b>PSED CLL PD UTW EAD</b></p>	<p><b>Creating with materials</b> Wind process art. Children to make a piece of art using paint and straws, children to blow through the straw. Explore different materials, using all their senses to investigate them. Manipulate and play with different materials. 2-<b>PSED CLL PD UTW EAD</b></p>
<p>Week 4 <b>Monday</b> 25<sup>th</sup>-Friday 29<sup>th</sup> <b>November</b> <b>Peace at Last</b></p> 	<p><b>Managing Self</b> Where does it go? Home sorting activity. Children to sort household items into correct household rooms. Begin to show 'effortful control'. 1-<b>PSED CLL M UTW</b></p>	<p><b>Fine motor skills</b> Night-time chalk drawings. Children to draw a night-time scene using chalks and black paper. Develop manipulation and control. 2-<b>PSED CLL PD L UTW EAD</b></p>	<p><b>Speaking</b> Where does it go? Home sorting activity. Children to sort household items into correct household rooms. Identify familiar objects and properties for practitioners when they are described 1-<b>PSED CLL M UTW</b></p>	<p><b>Writing</b> Night-time chalk drawings. Children to draw a night-time scene using chalks and black paper. Enjoy drawing freely. 2-<b>PSED CLL PD L UTW EAD</b></p>	<p><b>Mon-Thurs Little Wandle; Foundation for Phonics</b>  <b>What's in the box for new phonemes and Little Wandle games. 'c'</b>  Fri-Music lesson rhymes/instrument</p>	<p><b>Number</b> Where does it go? Home sorting activity. Children to sort household items into correct household rooms. Compare sizes, weights etc. using gesture and language 1-<b>PSED CLL M UTW</b></p>	<p><b>The Natural World</b> Night-time chalk drawings. Children to draw a night-time scene using chalks and black paper. Explore and respond to different natural phenomena in their setting and on trips. 2-<b>PSED CLL PD L UTW EAD</b></p>	<p><b>Creating with materials</b> Night-time chalk drawings. Children to draw a night-time scene using chalks and black paper. Start to make marks intentionally. 2-<b>PSED CLL PD L UTW EAD</b></p>

<p>Week 5 Monday 2<sup>nd</sup>- Friday 6<sup>th</sup> December Peppa Pig Recycling Fun</p> 	<p><b>Managing Self</b> Sorting materials. Children to sort recyclable materials into groups. Begin to show 'effortful control'. 1-PSED CLL M UTW</p>	<p><b>Fine motor skills</b> Junk modelling. Children to create a model using recyclable items and other materials provided e.g. paint, collage etc. Explore different materials and tools. 2-PSED CLL PD UTW EAD</p>	<p><b>Listening, attention and understanding</b> Sorting materials. Children to sort recyclable materials into groups. Recognise and point to objects if asked about them. 1-PSED CLL M UTW</p>	<p><b>Writing</b> Name writing practice. Children to use name tracing cards. Make marks on their picture to stand for their name.</p>	<p><b>Mon-Thurs</b> Little Wandle; Foundation for Phonics  What's in the box for new phonemes and Little Wandle games. 'k'  Fri-Music lesson rhymes/instrument</p>	<p><b>Number</b> Sorting materials. Children to sort recyclable materials into groups. Compare sizes, weights etc. using gesture and language 1-PSED CLL M UTW</p>	<p><b>The Natural World</b> Sorting materials. Children to sort recyclable materials into groups. Explore materials with different properties. 1-PSED CLL M UTW</p>	<p><b>Creating with materials</b> Junk modelling. Children to create a model using recyclable items and other materials provided e.g. paint, collage etc. Make simple models which express their ideas. 2-PSED CLL PD UTW EAD</p>
<p>Week 6 Monday 9<sup>th</sup>- Friday 13<sup>th</sup> December Peppa Pig Cold Winter Day 12<sup>th</sup>- Christmas Jumper Day</p> 	<p><b>Building relationships</b> Jumping in muddy puddles. Play with increasing confidence on their own and with other children, because they know their key person is nearby and available. 2-PSED CLL PD UTW</p>	<p><b>Gross motor skills</b> Jumping in muddy puddles. Walk, run, jump and climb - and start to use the stairs independently. 2-PSED CLL PD UTW</p>	<p><b>Speaking</b> Natural object ice globes. Children to explore ice globes filled with natural objects e.g. flowers, etc. and melt them using water and pipettes. Understand simple questions about 'who', 'what' and 'where' (but generally not 'why').</p>	<p><b>Writing</b> Ice Art. Children to create a piece of art using coloured ice paint sticks. Enjoy drawing freely. 1-PSED CLL L PD UTW EAD</p>	<p><b>Mon-Thurs</b> Little Wandle; Foundation for Phonics  What's in the box for new phonemes and Little Wandle games. 'ck'  Fri-Music lesson rhymes/instrument</p>	<p><b>Number</b> Natural object ice globes. Children to explore ice globes filled with natural objects e.g. flowers, etc. and melt them using water and pipettes. Compare sizes, weights etc. using gesture and language</p>	<p><b>The Natural World</b> Natural object ice globes. Children to explore ice globes filled with natural objects e.g. flowers, etc. and melt them using water and pipettes. Explore natural materials, indoors and outside.</p>	<p><b>Creating with materials</b> Ice Art. Children to create a piece of art using coloured ice paint sticks. Explore different materials, using all their senses to investigate them. Manipulate and play with different materials. 1-PSED CLL L PD UTW EAD</p>
<p>Week 7 Monday 16<sup>th</sup>-Friday 20<sup>th</sup> December We're going on an Elf Chase Theme Week- Christmas</p>	<p style="text-align: center;">← Variety of Christmas themed activities →</p>			<p style="text-align: center;">← Variety of Christmas themed activities →</p>				



--

--