

Paddington Class (Year 2)
Mathematics Medium Term Planning with differentiation.




Spring A - 2024

Whole school theme: **Being Resilient**

Literacy Tree Stories: Rosie Revere Engineer/Iggy Peck Architect

How do you get there?

Activities and groups adapted as necessary following on going formative assessments.

Week	Starters	<p>YELLOW STARS 11 Children Target GD1/WT2</p>  <p>All below to be done with adult keeping children on task initially, then independently. Using concrete apparatus initially then pictorial representations. Then finally moving to mentally and independently.</p> <p>ALSO SEE SEPARATE MASTERING NUMBER PLANNING FOR ADDITIONAL NUMBER WORK.</p>	<p>RED TRIANGLE 5 Children Target GD1/WT2</p>  <p>All below to be done with adult keeping children on task. Using concrete apparatus initially then pictorial representations. Then finally moving to mentally and independently.</p> <p>ALSO SEE SEPARATE MASTERING NUMBER PLANNING FOR ADDITIONAL NUMBER WORK.</p>	<p>BLUE CIRCLES 8 Children WT1/EX1 2 SEND children - Mastering number - Reception/Year 1.</p>  <p>All below to be done with support as necessary. Using concrete apparatus initially, then moving to pictorial representations.</p> <p>ALSO SEE SEPARATE MASTERING NUMBER PLANNING FOR ADDITIONAL NUMBER WORK.</p>
------	----------	---	--	--

Week

1

6th - 10th January

EMC:

- Count forwards to 100 from 0.
- Count forwards from a given number.
- Count backwards from any given number.

Starter

See separate planning slides for daily starters.

Theme Week - Being Resilient

Week

2

13th - 17th
January

Literacy Tree -
Text 1 - Week 1

EMC:

-Count forwards
to 100 from 0
-Count
backwards from
any given
number.

Starter

See separate
planning slides
for daily
starters.

YELLOW STARS (HA)/RED TRIANGLE (MA)/ BLUE CIRCLES (LA)

Multiplication and Division: Small steps

- Recognise equal groups/Make equal groups
 - Add equal groups
- Introduce the multiplication symbol
- Multiplication sentences

Number - Multiplication and Division

- Recognise the mathematical symbols \times , \div , $=$
- Record number sentences using mathematical symbols \times , \div , $=$
 - Known multiplication and division facts
- Word Problems for multiplication and division

Working mathematically

Ask and answer a range of mathematical questions.
Explain and justify own knowledge with some detail.
Record different methods using a variety of formats.

NB: See weekly planning for stem sentences and vocabulary.

Week

3

20th - 24th
January

Literacy Tree -
Text 1 - Week

2

EMC:

- Count to and back to 100, from a given number.
- Count forwards and backwards to 20/50/100 from 0.
- Reliably count up to 20/50/100 objects.

Starter

See separate planning slides for daily starters.

YELLOW STARS (HA)/RED TRIANGLE (MA)/ BLUE CIRCLES (LA)

Multiplication and Division: Small steps

- Use arrays
- Make equal groups - grouping
- Make equal groups - sharing
- The 2 times-table

Number - Multiplication and division

Understand the relationship between addition and multiplication
Write repeated addition number sentences
Count in and recall facts in the 2 times table

Working mathematically

Record different methods using a variety of formats
Identify the need for and use equipment correctly
Sort and classify giving reasons for choices
Show reasoning and problem solving skills

NB: See weekly planning for stem sentences and vocabulary.

Week**4**27th - 31st
JanuaryLiteracy Tree -
Text 2 - Week 3EMC:

- Count forwards and backwards to 20/50/100 from 0 and from any given number.
- Read numbers from 1 to 20 in words.
- Write numbers from 1 to 20 in words.
- Count forward in 10's, 5's and 2's.

Starter

See separate planning slides for daily starters.

YELLOW STARS (HA)/RED TRIANGLE (MA)/ BLUE CIRCLES (LA)

Multiplication and Division: Small steps

- Divide by 2
- Doubling and halving
- Odd and even numbers
- The 10 times-table

Number - Addition and subtraction

Division - recall facts in the 2 times tables

Recognise mathematical symbols - \times , \div , =Record number sentences using mathematical symbols - \times , \div , =

Doubling to 20

Halving to 20

Count in and recall facts in the 10 times table

Working mathematically

Make mathematical observations

Notice and discuss patterns and relationships

Identify and use the correct technical subject specific vocabulary in group and individual discussions.

NB: See weekly planning for stem sentences and vocabulary.

Week**5**3rd - 7th
February3rd February -
Children's
Mental
Awareness Day
/ Dress to
impressLiteracy Tree -
Text 1 - Week 4EMC

-Count to and back to 100, from a given number.

-Read numbers from 1 to 20 in words.

Write numbers from 1 to 20 in words.

Starter

See separate planning slides for daily starters.

YELLOW STARS (HA)/RED TRIANGLE (MA)/ BLUE CIRCLES (LA)

Multiplication and Division: Small steps

- Divide by 10
- The 5 times-table
- Divide by 5
- The 5 and 10 times tables

Number - Addition and subtraction

- Division - recall facts in the 10 times tables

Multiplication - count in and recall facts in the 5 times tables

Division - recall facts in the 5 times tables

Use facts and counting strategies to solve simple problems - 5 and 10 times tables

Working mathematically

- Show fluency
- Show varied fluency
- Show reasoning and problem solving skills

NB: See weekly planning for stem sentences and vocabulary.

Week

6

10th- 15th
January

EMC:

- Number bonds to 10
- Count aloud in 2's, 5's and 10's.
- Read numbers from 1 to 20 in words.
- Write numbers from 1 to 20 in words.

Starter

See separate planning slides for daily starters.

YELLOW STARS (HA)/RED TRIANGLE (MA)/ BLUE CIRCLES (LA)

Assessment Week and Fractions

Fractions: Small steps

- Introduction to parts and whole / equal and unequal parts
- Recognise a half / find a half

Number - Fractions

- Recognise, find and name $\frac{1}{2}$ of a shape
- Know all parts of a fraction must be equal parts of the whole - $\frac{1}{2}$

Working mathematically

Make mathematical observations

Identify and use the correct technical subject specific vocabulary in group and individual discussions.
Ask and answer a range of mathematical questions

NB: See weekly planning for stem sentences and vocabulary.