




Paddington Class (Year 2)
 Mathematics Medium Term Planning with differentiation.
Spring B - 2025

Whole school theme: **Being Resilient**
 Literacy Tree Stories: Jim and the Beanstalk/We are Water Protectors
How does it grow?

Activities and groups adapted as necessary following on going formative assessments.

| Week | Starters | <p>YELLOW STARS 10 Children Target GD1/WT2</p>  <p>All below to be done with adult keeping children on task initially, then independently. Using concrete apparatus initially then pictorial representations. Then finally moving to mentally and independently.</p> <p>ALSO SEE SEPARATE MASTERING NUMBER PLANNING FOR ADDITIONAL NUMBER WORK.</p> | <p>RED TRIANGLE 5 Children Target GD1/WT2</p>  <p>All below to be done with adult keeping children on task. Using concrete apparatus initially then pictorial representations. Then finally moving to mentally and independently.</p> <p>ALSO SEE SEPARATE MASTERING NUMBER PLANNING FOR ADDITIONAL NUMBER WORK.</p> | <p>BLUE CIRCLES 9 Children WT1/EX1 2 SEND children - Mastering number - Reception/Year 1.</p>  <p>All below to be done with support as necessary. Using concrete apparatus initially, then moving to pictorial representations.</p> <p>ALSO SEE SEPARATE MASTERING NUMBER PLANNING FOR ADDITIONAL NUMBER WORK.</p> |
|------|----------|--|---|--|
|------|----------|--|---|--|

Week

1

24th - 28th

February

Literacy Tree -
Text 1 - Week 1

Wednesday 26th
PPMs

28th Passports
given out

EMC:

Count forwards to
100 from 0.

Count forwards
from a given
number.

Count backwards
from any given
number.

Starter:

Counting in 2, 5 and
10.

Reciting 2x tables.
Reciting 10x
tables.

Reciting 5x tables.

YELLOW STARS (HA)/RED TRIANGLE (MA)/ BLUE CIRCLES (LA)

Fractions : Small steps

- Find a quarter
- Recognise a third
- Find a third
- Find the whole

Working mathematically

Record different methods using a variety of formats
Identify the need for and use equipment correctly
Sort and classify giving reasons for choices
Show reasoning and problem solving skills

Fractions Y2

Recognise, find and name $\frac{1}{4}$ as one of two equal parts of an object.

Recognise, find and name $\frac{1}{4}$ as one of two equal parts of a shape.

Recognise, find and name $\frac{1}{4}$ as one of two equal parts of a quantity.

Read fractions for $\frac{1}{4}$.

Write symbol for $\frac{1}{4}$

Recognise, find and name $\frac{1}{3}$ as one of two equal parts of an object.

Recognise, find and name $\frac{1}{3}$ as one of two equal parts of a shape.

Recognise, find and name $\frac{1}{3}$ as one of two equal parts of a quantity.

Read fractions for $\frac{1}{3}$

Write symbol for $\frac{1}{3}$

Use mental methods to calculate fractions of a quantity.

Write simple fraction number sentences e.g. half of 6 = 3

Compare fractions of amounts. (GD2)

Recognise the equivalence of $\frac{2}{4}$ and $\frac{1}{2}$ (GD2)

Working mathematically

Make mathematical observations.

Notice and discuss patterns and relationships.

Identify and use the correct technical subject specific vocabulary in group and individual discussions.

Ask and answer a range of mathematical questions.

Explain and justify own knowledge with some detail.

Week

2

3rd - 7th March

Literacy Tree -
Text 1 - Week

2

Tuesday 4th -
Pancake day

Thursday 6th -
World Book Day

Friday 7th -
International
women's day
(afternoon
activities)

EMC:

Count forwards
to 100 from 0.

Count
backwards from
any given
number.

Number bonds
to 10 and 100.

Read numbers
from 1 - 20 in
words.

Write numbers
from 1 - 20 in
words.

Starter:

Counting in 2, 5
and 10.

Reciting 2x
tables.

Reciting 10x
tables.

Reciting 5x
tables.

YELLOW STARS (HA)/RED TRIANGLE (MA)/ BLUE CIRCLES (LA)

Fractions: Small steps

-Unit fractions

-Non-unit fractions

-Recognise the equivalence of a half and two quarters

-Recognise three quarters

Fractions Y2

- Know all parts of a fraction must be equal parts of the whole.

Recognise, find and name $\frac{1}{2}$ as one of two equal parts of an object.

Recognise, find and name $\frac{1}{2}$ as one of two equal parts of a shape.

Recognise, find and name $\frac{1}{2}$ as one of two equal parts of a quantity.

Read fractions for $\frac{1}{2}$.

Write symbol for $\frac{1}{2}$.

Recognise, find and name $\frac{1}{4}$ as one of two equal parts of an object.

Recognise, find and name $\frac{1}{4}$ as one of two equal parts of a shape.

Recognise, find and name $\frac{1}{4}$ as one of two equal parts of a quantity.

Read fractions for $\frac{1}{4}$.

Write symbol for $\frac{1}{4}$.

Recognise, find and name $\frac{2}{4}$ as one of two equal parts of an object.

Recognise, find and name $\frac{2}{4}$ as one of two equal parts of a shape.

Recognise, find and name $\frac{2}{4}$ as one of two equal parts of a quantity.

Read fractions for $\frac{2}{4}$

Write symbol for $\frac{2}{4}$

Recognise, find and name $\frac{1}{3}$ as one of two equal parts of an object.

Recognise, find and name $\frac{1}{3}$ as one of two equal parts of a shape.

Recognise, find and name $\frac{1}{3}$ as one of two equal parts of a quantity.

Read fractions for $\frac{1}{3}$

Write symbol for $\frac{1}{3}$

Recognise, find and name $\frac{3}{4}$ as one of two equal parts of an object.

Recognise, find and name $\frac{3}{4}$ as one of two equal parts of a shape.

Recognise, find and name $\frac{3}{4}$ as one of two equal parts of a quantity.

Read fractions for $\frac{3}{4}$

Write symbol for $\frac{3}{4}$

Use mental methods to calculate fractions of a quantity.

Write simple fraction number sentences e.g. half of 6 = 3
Compare fractions of amounts. (GD2)
Recognise the equivalence of $\frac{2}{4}$ and $\frac{1}{2}$ (GD2)

Working mathematically

Record different methods using a variety of formats.

Use own ideas to create records.

Sort and classify giving reasons for choices.

Make comparisons and order using $<$ $>$ $=$

Identify the need for and use equipment correctly.

Show fluency.

Show varied fluency.

Show reasoning and problem solving skills.

Week

3

10th – 14th March

Literacy Tree -
Text 1 - Week 3

Thursday 13th
Comic Relief

Friday 14th –
Parents day

EMC:

Count to and back to 100, from a given number.

Count forwards and backwards to 20/50/100 from 0.

Reliably count up to 20/50/100 objects.

Starter:

Counting in 2, 5 and 10.

Reciting 2x tables.

Reciting 10x tables.

Reciting 5x tables.

YELLOW STARS (HA)/RED TRIANGLE (MA)/ BLUE CIRCLES (LA)

Fractions: Small steps

-Count in fractions up to a whole

Time: Small steps

- O'clock and half past / Quarter past and quarter to

-Tell time past the hour

Fractions

Use mental methods to calculate fractions of a quantity.

Write simple fraction number sentences e.g. half of 6 = 3

Compare fractions of amounts. (GD2)

Recognise the equivalence of $\frac{2}{4}$ and $\frac{1}{2}$ (GD2)

Measurement - Time

Sequence events in chronological order using the correct vocabulary (Y1)

Know and recite days of the week and months of the year (Y1)

Know the number of days in a week (Y1)

Know the number of hours in a day (Y1)

Know the amount of minutes in an hour (Y1)

Tell and write the time to the hour and draw hands on the clock (Y1)

Tell and write the time to the half hour and draw hands on the clock (Y1)

Tell and write time to the quarter hour and draw hands on the clock.

Working mathematically

Record different methods using a variety of formats.

Use own ideas to create own records.

Sort and classify giving reasons for choices.

Make comparisons and order using $<$, $>$ & $=$.

Identify the need for and use equipment correctly.

Show fluency.

Show varied fluency.

Show reasoning and problem solving skills.

NB: See weekly planning for stem sentences and vocabulary.

Week

4

17th - 21st March

Literacy Tree -
Text 2 - Week 4

EMC:

Count forwards and backwards to 20/50/100 from 0 and from any given number.
Read numbers from 1 to 20 in words.
Write numbers from 1 to 20 in words.
Count forward in 10's, 5's and 2's.

Starter:

Counting in 2, 5 and 10.
Reciting 2x tables.
Reciting 10x tables.
Reciting 5x tables..

YELLOW STARS (HA)/RED TRIANGLE (MA)/ BLUE CIRCLES (LA)

Measurement - Time: Small steps

- Tell time to the hour
- Tell the time to 5 minutes
- Minutes in an hour
- Hours in a day

Measurement - Time

Tell and write the time to five minute intervals and draw the hands on the clock (GD2)
Know the number of hours in a day (Y1)
Know the amount of minutes in an hour (Y1)
Calculate durations of whole hours, half hours and quarter hours.
Compare and sequence intervals of time - days and months & minutes and hours.

Working mathematically

Record different methods using a variety of formats.
Use own ideas to create own records.
Sort and classify giving reasons for choices.
Make comparisons and order using $<$, $>$ & $=$.
Identify the need for and use equipment correctly.
Show fluency.
Show varied fluency.
Show reasoning and problem solving skills.

NB: See weekly planning for stem sentences and vocabulary.

Week**5**24th - 28th MarchLiteracy Tree -
Text 1 - Week 5Wednesday 26th
- Road Safety
TalkFriday 28th -
Make Mothers
Day CardsEMC

Count to and
back to 100,
from a given
number.

Read numbers
from 1 to 20 in
words.

Write numbers
from 1 to 20 in
words.

Starter:

Counting in 2, 5
and 10.

Reciting 2x
tables.

Reciting 10x
tables.

Reciting 5x
tables.

YELLOW STARS (HA)/RED TRIANGLE (MA)/ BLUE CIRCLES (LA)

Addition and subtraction RECAP sessions:

Add two 2 digit numbers

Subtract two 2 digit numbers

Solve two step word problems involving + and -

Use reasoning about numbers and relationships (for addition and subtraction)

Addition and subtraction: Small steps

Add two 2-digit numbers (across a 10)

Subtract 2-digit numbers (across a 10)

Mixed addition and subtraction

Working mathematically

Show fluency

Show varied fluency

Show reasoning and problem solving skills

NB: See weekly planning for stem sentences and vocabulary.

Week**6**31st - 5th April**Assessment
Week**Thursday 3rd -
Friday 4th
Easter Theme
DaysEMC:Number bonds
to 10Count aloud in
2's, 5's and 10's.Read numbers
from 1 to 20 in
words.Write numbers
from 1 to 20 in
words.Starter:Counting in 2, 5
and 10.Reciting 2x
tables.Reciting 10x
tables.Reciting 5x
tables.

YELLOW STARS (HA)

RED TRIANGLE (MA)

BLUE CIRCLES (LA)

Assessment Week.**Paper 1: Arithmetic.**

Add three 1-digit numbers.

Add multiples of 10.

Add a 2-digit number and 1s.

Add two 2-digit numbers.

Add two 2-digit numbers where no re-grouping is required.

Add two 2-digit numbers where re-grouping is required.

Subtract a single digit number from a 10.

Subtract 10s from a 2-digit number.

Subtract a single digit number from a 2-digit number.

Subtract two 2-digit numbers where no regrouping is required.

Subtract two 2-digit numbers where regrouping is required.

Solve missing number questions.

Know 2x tables.

Know 10x tables.

Know 5X tables.

Division of 10

Division of 2

Paper 2: Reasoning and Problem Solving.

Count in 10s and 1s.

Partition 2-digit numbers into 10s and 1s

Partition 2-digit numbers in different ways.

Know odd and even numbers.

Know 1 more and 1 less.

Use facts and counting strategies to solve simple problems x2 x5 x10

Know the properties of 2D shapes.

Read scales in divisions of 2 where not all numbers on the scale are given (temperature).

Read scales in divisions of 1 where not all numbers on the scale are given (length).

Read scales in divisions of 10 where not all numbers on the scale are given (mass).

Read scales in divisions of 20 where not all numbers on the scale are given (capacity).

Recognise different coins.

Add using a combination of coins.

Find different combinations of coins that make the same amount of money.

Give change in a simple exchange.

Double numbers.

Half numbers.

Know the 5x tables.

Know the 10x tables.

Solve one-step multiplication word problems.

Solve one-step division word problems.

Make comparisons and order using $<$ $>$ $=$