







Prime Areas

Specific Areas
WHOLE SCHOOL TOPIC: Power of words

Week / Big Book	Communication & Language	PSED	Physical Development	Literacy	Little Wandle	Mathematics	Understanding the world	Expressive Arts & Design
<p>Week 1 Monday 5th - Friday 9th Jan</p> <p>When I'm Feeling HAPPY</p> 	<p>Speaking and listening Children to talk about their feelings what/who makes them happy</p> <p>PSED CL</p>	<p>Managing self. Children to talk about their feelings what/who makes them happy</p> <p>PSED CL</p>	<p>Gross motor skills Children to fly their kites they made, on the field.</p> <p>PD PSED CL</p>	<p>Writing Name practice</p> <p>L PD CL</p>	<p>Monday-Friday Little wandle games</p>	<p>Number Children to complete a starry night pictures with five stars.</p> <p>M EAD CL PD</p>	<p>The natural world Link forest school, eat marshmallows and hot chocolate around the fire pit (no fire lit)</p> <p>UTW L PSED CL</p>	<p>Creating with materials Children to decorate a kite ready to fly on a windy day.</p> <p>EAD PD PSED CL L</p>
<p>Week 2 Monday 12th- Friday 16th Jan</p> <p>Big Red Bath</p> 	<p>Speaking and Listening Children to name/recognise the animals from the story.</p> <p>CL L UTW PSED</p>	<p>Managing self Children to name and label body parts</p> <p>PSED CL PD L</p>	<p>Gross motor skills Children to pop the bubbles from the bubble machine during the music lesson.</p> <p>PD PSED</p>	<p>Comprehension Children to engage in the story and repeat some of the words.</p> <p>L CL PSED</p>	<p>Monday-Friday Little wandle games</p>	<p>Number How many bubbles can the children pop?</p> <p>M CL PD</p>	<p>The natural world Children to explore different natural materials during sand/water play.</p> <p>PSED CL PD UTW</p>	<p>Creating with materials Children to create bubble art blowing picture.</p> <p>EAD PD</p>

<p>Week 3 Monday 19th-Friday 23rd Jan</p> <p>Doing the Animal BOP</p> 	<p>Listening, attention and understanding Children to copy and interact with the actions/dance from the story.</p> <p>CL PD EAD PSED</p>	<p>Managing Self Children to copy and interact with the actions/dance from the story.</p> <p>CL PSED PD EAD</p>	<p>Gross motor skills Children to use the scooters/ bikes going around the obstacle course.</p> <p>UTW PSED PD EAD CL L</p>	<p>Writing Children to sit with an adult and complete name cards</p> <p>CL PD L</p>	<p>Monday-Friday Little wandle games</p>	<p>Number Children to count to 5, using the animal figures from the story</p> <p>M CL PSED</p>	<p>The natural world Use photos of animal homes talk about and match the animal to the correct home.</p> <p>PSED PD CL L UTW</p>	<p>Creating with materials Children to paint their favourite animal from the story.</p> <p>EAD UTW PSED CL L</p>
<p>Week 4 Monday 26th Friday 30th Jan</p> <p>Maisy goes to Nursery</p> 	<p>Listening, attention and understanding Children to sort the day at nursery symbol cards</p> <p>CL PSED PD L</p>	<p>Managing self Children to talk about nursery, what makes them happy and sad in nursery?</p> <p>CL PSED L</p>	<p>Gross motor skills Children to use instruments and sing nursery rhymes.</p> <p>CL PD EAD PSED L</p>	<p>Singing Children to use instruments and sing nursery rhymes.</p> <p>CL PD EAD PSED L</p>	<p>Monday- Friday Little wandle games</p>	<p>Number Children to sort and compare the different fruits into groups</p> <p>M CL PD</p>	<p>The natural world Children to use the outdoor equipment and explore the different range of toys</p> <p>CL PD UTW EAD PSED</p>	<p>Creating with materials Children to paint a picture freely.</p> <p>EAD PSED PD CL L</p>
<p>Week 5 Monday 2nd -Friday 6th Feb</p> <p>Assessment week</p> <p>My mum and dad make me laugh</p> 	<p>Speaking and listening Children to talk about their families, who lives in their house?</p> <p>CL PSED L UTW</p>	<p>Managing Self Children to try different fruits during snack time, Talk about favourite fruits.</p> <p>CL PSED</p>	<p>Gross motor skills Children to use the outdoor apparatus.</p> <p>PD EAD</p>	<p>Writing Children to practise writing their names</p> <p>L EAD PD</p>	<p>Monday - Friday Little wandle games</p>	<p>Numerical patterns Children to complete pattern work sheet.</p> <p>M CL PSED PD L</p>	<p>The Natural World Children to talk about their families, who lives in their house? Complete family sheet.</p> <p>CL PSED L UTW EAD PD</p>	<p>Creating with materials Children to create a picture using stripes or spots.</p> <p>EAD PD PSED M CL L</p>

<p>Week 6 Monday 9th-Friday 13th Feb Monday 9th Dress to express</p> <p>Peppa's Chinese new year</p> 	<p>Speaking and listening Great Wall of china. Children to work together as a small group to build their own version of the Great Wall.</p> <p>PSED CL PD M UTW EAD</p>	<p>Managing self Great Wall of China. Children to work together as a small group to build their own version of the Great Wall.</p> <p>PSED CL PD M UTW EAD</p>	<p>Fine motor skills Great Wall of China. Children to work together as a small group to build their own version of the Great Wall.</p> <p>PSED CL PD M UTW EAD</p>	<p>Writing Chinese writing/ mark making. Children to explore different Chinese markings.</p> <p>PSED CL PD L M EAD</p>	<p>Monday - Friday Little wandle games</p>	<p>Number Great Wall of china. Children to work together as a small group to build their own version of the Great Wall.</p> <p>PSED CL PD M UTW EAD</p>	<p>The Natural World Children to explore Chinese noodles through, talk about different types of food etc</p> <p>PSED CL PD M UTW EAD</p>	<p>Creating with materials Children to create Chinese lanterns using tissue paper.</p> <p>PSED EAD M UTW CL PD</p>