







Week / Big Book	Prime Areas			Specific Areas WHOLE SCHOOL TOPIC: Power of words				
	Communication & Language	PSED	Physical Development	Literacy	Little Wandle	Mathematics	Understanding the world	Expressive Arts & Design
Week 1 Monday 23rd - Friday 27th Feb 	Speaking and listening Children to repeat the animal noises read to them from the story. CLL	Managing self. Children to talk about how the owl must be feeling, and why are the animals helping him talk. PSED CL	Fine motor skills Children to create a newspaper animal from the story. PD PSED CL EAD	Writing Name practice L PD CL	Monday-Friday Little wandle planning	Number How many Owls in the tree? Count as they fly away. M CL PD	The natural world To link with forest school. Collect leaves and twigs for creative pictures. Talk about different leaves and colours. UTW PSED CL PD	Creating with materials Children to create a tree collage as a group activity. EAD PD PSED CL L UTW
Week 2 Monday 2nd- Friday 6th March 	Speaking and Listening Children to discuss as a group why Ben is cross with Penguin. How is Ben, lion and penguin feeling. CL L PSED	Building Relationships Children to play feelings lotto with another child. PSED CL PD L	Gross motor skills Children to fly their Rockets into outer space. PD PSED	Comprehension Children to describe lions features L CL PSED UTW	Monday-Friday Little wandle planning	Number Children to sort the bears into colours and size big to small. M CL PD	The natural world Children to make rockets using recycled materials PSED CL PD UTW	Creating with materials Children to create cotton wool penguin pictures EAD PD CL
Week 3 Monday 9th-Friday 13th March 	Listening, attention and understanding Can the children recognise and talk about the different nursery rhymes in the story? CL PSED L	Managing Self Children to practise putting their shoes and socks off like Cinderella and the prince. CL PSED PD	Fine motor skills Can the children make a bridge using the wooden bricks for the troll to hide under? UTW PSED PD EAD CL L M	Writing Children to trace over party invitations for the teddy bears picnic. CL PD L	Monday-Friday Little wandle planning	Number Children to count the 7 dwarfs and create a scene picture. M CL PSED EAD	The natural world Link to forest school, children to plant beans for Jack and the beanstalk. PSED PD CL L UTW	Creating with materials Children to cut and stick tissue paper to make the red car. EAD UTW PSED CL PD

<p>Week 4 Tuesday 17th- Friday 20th Mar</p> 	<p>Listening, attention and understanding Listen to the story and name all the different zoo animals.</p> <p>CL PSED L</p>	<p>Managing self Children to play zoo lotto game</p> <p>CL PSED L</p>	<p>Gross motor skills During forest school pretend to be the animals from the story</p> <p>CL PD EAD PSED</p>	<p>Writing Practice writing their names.</p> <p>CL PD L</p>	<p>Monday- Friday Little wandle planning</p>	<p>Number Order numbers 0-5</p> <p>M CL PD</p>	<p>The natural world Sort the pictures into day and night.</p> <p>CL PD UTW EAD PSED</p>	<p>Creating with materials Children to make a zoo animal mask of their choice.</p> <p>EAD PSED PD CL L M UTW</p>
<p>Week 5 Monday 23rd -Friday 27th Mar</p> <p>Assessment week</p> 	<p>Speaking and listening Children to bake and decorate a cake as a group. Talking and interacting with adults and peers.</p> <p>CL PSED L UTW M EAD</p>	<p>Managing Self Children to use the role play area to dress up as their favourite story book character</p> <p>CL PSED PD EAD</p>	<p>Gross motor skills Children to explore the wiggle room</p> <p>PD EAD PSED CL</p>	<p>Writing Children to trace over numbers 0-10</p> <p>M PD</p>	<p>Monday - Friday Little wandle games</p>	<p>Number To count and order numbers to 10</p> <p>M CL PSED PD</p>	<p>The Natural World Children to make a den in the garden</p> <p>CL PSED L UTW EAD PD</p>	<p>Creating with materials Children to paint a picture of their house.</p> <p>EAD PD PSED M CL L PD</p>
<p>Week 6 Monday 30th- Thursday 2nd Apr</p> 	<p>Listening, attention and understanding Children to interact with the story. Can you find bunny? What's he doing?</p> <p>PSED CL EAD</p>	<p>Building relationships Children to work as a group to complete an Easter hunt.</p> <p>PSED CL PD M UTW EAD</p>	<p>Fine motor skills Children to decorate the Easter cards using finger print art</p> <p>PSED CL PD EAD</p>	<p>Writing Children to write their names in their Easter cards.</p> <p>PSED CL PD L EAD</p>	<p>Monday - Friday Little wandle games</p>	<p>Number How many Easter eggs can we find on our Easter hunt?</p> <p>PSED CL PD M UTW EAD</p>	<p>The Natural World Children to plant carrots in our vegetable patch</p> <p>PSED CL PD M UTW EAD</p>	<p>Creating with materials Children to create cotton wool bunny pictures</p> <p>PSED EAD CL PD</p>