

'Have you seen the wild things?'




Week/ Date	<u>Literacy</u>	<u>Mathematics</u>	<u>Topic: Project Work</u> Science/History Geography/Computing	<u>Ongoing Curriculum</u> Art/D&T /Music	<u>Ongoing Curriculum</u> RE/PSHE	<u>Ongoing Curriculum</u> PE/Forest school
<p>Week 1 W/C 5th January. Theme week: The power of Words.</p>	<p>Theme Week</p>	<p>Theme Week <u>Year 2 Statistics</u></p>	<p>World day of peace 1st January 2026</p> <p>Theme Week "The Power of Words" See separate planning</p>	<p>Music- Kapow unit: Vocal and body sounds (By the sea). Lesson one: Vocal and body sounds To understand that music can be used to represent an Environment.</p>	<p>PSHE: Jigsaw Puzzle 3: Dreams and Goals 1. My Treasure Chest of Success I can set simple goals I can tell you about a thing I do well See separate planning.</p> <p>Rainbow time</p>	<p>Forest school every other week. Alternate with Teacher led P.E.</p> <p>P.E. this week: Year Group: 1 Activity: Gymnastics - Spatial Awareness Lesson 2.</p> <p>P.E. with PE Coach - see separate plan</p>

<p style="text-align: center;">Week 2- W/C 12th January Friday 16th January- display to be done.</p>	<p>Literacy Tree- Week one</p> <p>See Lit MTP</p>	<p>Number: Addition and subtraction within 20. Year 2- to 50.</p> <p>See Maths MTP</p>	<p>Friday 16th January- Somerset Heritage workshop AM</p> <p>Monday Computing: online safety; Active Bytes E Safety lesson- See separate planning Spring Term A 'I am Safe and Secure' Relationships, Privacy and Protecting Device See separate planning.</p> <p>Tuesday: History: Significant People in History: To explore Admiral Blake and why he was a significant person to our local area. Mention how he traveled using boats. -Link to Max. DT/Science - exploring materials and designing boats Science/: Name and describe a variety of everyday materials, including wood, plastic, glass, metal, water, and rock. To describe the properties of everyday materials. To compare and group together a variety of materials on the basis of their physical properties. What materials would Max use to make a boat? What materials would not be suitable? Why?</p> <p>In groups, Discuss the importance of Admiral Blake. Mention he used boats to get around the world. Discuss the main properties of every day materials and explain using sentence stems why they think different materials would be good/ poor to make a boat. Adult to scribe these in the FAB book.</p>	<p>Music- Kapow unit: Vocal and body sounds (By the sea). Lesson two: Vocal and body sounds: Embodying the sea To understand how music can represent changes in an environment.</p> <p>Art:</p> <p>Wednesday: Andy Goldsworthy Mention that this term our famous artist we are looking at is Andy Goldsworthy. Explain that he uses natural materials to make sculptures.</p> <p>Adult to go through pp slide on him and his life.</p> <p>In groups, Children to make a natural sculpture using natural materials found in the school grounds.</p>	<p>PSHE: Jigsaw Puzzle 3: Dreams and Goals 2. Steps to Goals I can set a goal and work out how to achieve it I can tell you how I learn best</p> <p>RE What Do Christians and Humanists Believe About God? Week 1 WALT: Reflect on what different people believe about God. Key question 1: How am I special? Evidence: adults scribe children's talk. Key question 2: What do Christians believe about God? Evidence of beliefs: post-it pictures from children/post its with words scribed by adults. Key question 3: Does everyone in the world believe the same things about God? Evidence of beliefs: post-its with words scribed by adults Key question 4: What do you believe? Evidence: Children write down their own thoughts on a speech bubble.</p> <p>Photos and evidence taken for Floor book.</p>	<p>Forest school every other week. Alternate with Teacher led P.E.</p> <p>Forest school this week: Stick week Children use rope + multiple sticks to make: Magic wands/ Fishing rods (imaginary)/ Stick people/ Mini shelters for toy animals.</p> <p>P.E. with PE coach - see separate plan</p>
---	--	---	--	---	---	---

<p>Week 3 w/c 19th Januar y.</p>	<p>Literacy Tree- Week two</p> <p>See Lit MTP</p>	<p>Number: Addition and subtraction within 20. Year 2- to 50. See Maths MTP</p>	<p>Monday: History: Significant People in History: To explore Admiral Blake and why he was a significant person to our local area. Mention how he traveled using boats. -Link to Max. DT/Science - exploring materials and designing boats Science/: Name and describe a variety of everyday materials, including wood, plastic, glass, metal, water, and rock. To describe the properties of everyday materials. To compare and group together a variety of materials on the basis of their physical properties. What materials would Max use to make a boat? What materials would not be suitable? Why? In groups, Discuss the importance of Admiral Blake. Mention he used boats to get around the world. Discuss the main properties of every day materials and explain using sentence stems why they think different materials would be good/ poor to make a boat- Recap on last week. - In groups have water bowls/ trays filled with water. Test materials in water and make a comparison table on the best materials. Tuesday: DT: To explore different materials (see science) to make and join 3D boats - exploring properties of materials and designing a boat Design a boat: In groups, Children to design a boat for Buzz Bear to fit in... Thinking of the strong /weak materials and label these using STC.</p>	<p>Music- Kapow unit: Vocal and body sounds (By the sea). Lesson three: _Vocal and body sounds: Musical treasure hunt To select instruments that match seaside sounds Art: Wednesday: Andy Goldsworthy Mention that this term our famous artist we are looking at is Andy Goldsworthy. Explain that he uses natural materials to make sculptures. Adult to go through pp slide on him and his life. In groups, children to use his ideas to design their own art piece.</p>	<p>PSHE: Jigsaw Puzzle 3: Dreams and Goals 3. Achieving Together I understand how to work well with a partner I can celebrate achievement with my Partner Rainbow time</p>	<p>Forest school every other week. Alternate with Teacher led P.E. P.E this week: Year Group: 1 Activity: Gymnastics - Spatial Awareness & Jumping. Lesson 3 P.E. with PE coach - see separate plan</p>
--	--	--	---	---	---	--

<p>Week 4 - w/c 26th January.</p>	<p>Literacy Tree- Week three</p> <p>See Lit MTP</p>	<p>Number: Addition and subtraction within 20. Year 2- to 50. See Maths MTP</p>	<p>Monday: History: Significant People in History: To explore Admiral Blake and why he was a significant person to our local area. Mention how he traveled using boats. -Link to Max. DT/Science - making boats Science Make a variety of boats from a variety of materials to see which one float the best. Can they still float with a load? DT To explore different materials (see science) to make and join 3D boats - exploring properties of materials and designing a boat Making boats: In groups: Children to look at their design last week. Are they still happy with their design? Look at the materials we need. Collect materials throughout week before to ensure every child has the right material. Chn to use their plan to construct their own boat. Chn to discuss their own boat and the materials used and why.</p> <p>Tuesday: History: Significant People in History: To explore Admiral Blake and why he was a significant person to our local area. Mention how he traveled using boats. -Link to Max. DT/Science - making boats Science Make a variety of boats from a variety of materials to see which one float the best. Can they still float with a load? DT To explore different materials (see science) to make and join 3D boats - exploring properties of materials and designing a boat Test Boats: In groups, have water bowls/ trays filled with water. Children to test their boats in water and discuss if it was good or not and explain why.</p>	<p>Music- Kapow unit: Vocal and body sounds (By the sea). Lesson four: Vocal and body sounds: Seaside story To recognise and use dynamics and tempo.</p> <p>Art: Wednesday: Andy Goldsworthy Who is Andy Goldsworthy? What is he famous for? Adult to go through pp slide on him and his life.</p> <p>In groups, children to use his ideas to make their own art piece based on their design last week.</p>	<p>PSHE: Jigsaw Puzzle 3: Dreams and Goals 4. Stretchy Learning I can tackle a new challenge and understand this might stretch my learning I can identify how I feel when I am faced with a new challenge</p> <p>RE Week 2 WALT: Reflect on which things are right and which things are wrong. Key question 1: Is it wrong to take something that belongs to someone else? Evidence: adults scribe children's talk. Key question 2: What do we call it when someone does this? Evidence: adults scribe children's talk. Key question 3: What do Christians and Humanists believe about right and wrong? Key question 4: Which actions do you think are right or wrong? Evidence: Children cut out photos of people doing different things and sort them into right and wrong things by talking with a partner or small group. Key question 5: Have you ever done anything wrong? Is there anything you are sorry about? In groups, Sort right and wrong cards. Photo and evidence for floor book.</p>	<p>Forest school every other week. Alternate with Teacher led P.E.</p> <p>Forest school this week. Winter watch Children to record the temperature. Children to also go on a hunt for winter animal tracks/ things that are winter.</p> <p>P.E. with PE coach - see separate plan</p>
---	--	--	--	--	--	--

<p>Week 5 w/c 2nd Februar y.</p> <p>Storytelling week. No assemblies</p>	<p>Literacy Tree-Week four</p> <p>See Lit MTP</p>	<p>Number: Addition and subtraction within 20. Year 2- to 50. See Maths MTP</p>	<p>Assessment week</p> <p>Monday: History: Significant People in History: To explore Admiral Blake and why he was a significant person to our local area. Mention how he traveled using boats. -Link to Max. DT/Science - Evaluating boats Explain to then chn that when we make something we also need to think about how it worked. Did it work well? Was the boat made well? What materials worked well on your boat and why? Chn to look back at their plan, and their individual boat. What went well? What didn't go so well? What would you change? Chn to fill in individual sheet in their individual topic books.</p> <p>Tuesday- Fantastic Finishers. See separate sheet.</p>	<p>Music Vocal and body sounds: Lesson five Seaside soundscape To write music down and perform from a graphic score.</p> <p>Art: Wednesday: Andy Goldsworthy Who is Andy Goldsworthy? What is he famous for? Adult to go through pp slide on him and his life.</p> <p>In groups, children to use his ideas to make their own stick creatures.</p>	<p>PSHE: Jigsaw Puzzle 3: Dreams and Goals 5. Overcoming Obstacles I can identify obstacles which make it more difficult to achieve my new challenge and can work out how to overcome them I know how I feel when I see obstacles and how I feel when I overcome them.</p> <p>RE Week 3 WALT: Think about what Christians and Humanists believe about the world. Key question 1: What have you learnt about what Christians and Humanists believe about God so far? Evidence: adults scribe children's talk Key question 2: What can you remember about the Christian creation story? Evidence of key belief: print out sequence children decide and adults scribe children's talk Key question 3: What do Christians believe about the world? Key question 4: What do Humanists believe about the world? Evidence of key beliefs: Children work in three groups supported by adult if available. Each group makes a poster of children's pictures and thought bubbles about one of the following: What Christians believe about the world What Humanists believe about the world What the children themselves believe about the world Share posters with class at the end.</p>	<p>Forest school every other week. Alternate with Teacher led P.E.</p> <p>P.E this week: Year Group: 1 Activity: Gymnastics Jumps, Balance & Sequences. Lesson 6.</p> <p>P.E. with PE coach - see separate plan.</p>
--	---	--	---	--	---	---

<p>Week 6 w/c 8th December CHILDRENS MENTAL HEALTH THEME WEEK</p>	<p>Theme week</p>	<p>Theme week</p>	<p>CHILDRENS MENTAL HEALTH THEME WEEK</p> <p>MONDAY- Dress to express TUESDAY- Safer internet day WEDNESDAY- Neurodiversity am, Ramadan pm (Starts on 12th Feb ends 18th March). THURSDAY- CHINESE NEW YEAR. FRIDAY- Valentines day cards am, Pm- decorate pancakes from lunch</p>	<p>Music Assessment.</p> <p>Art: Friday AM- Mention Valentines day. Link to friendship. Make friendship cards.</p>   	<p>PSHE: Jigsaw Puzzle 3: Dreams and Goals 6. Celebrating My Success Assessment Opportunity H I can tell you how I felt when I succeeded in a new challenge and how I celebrated it. I know how to store the feelings of success in my internal treasure chest</p>	<p>Forest school every other week. Alternate with Teacher led P.E.</p> <p>Forest school this week. Garden week Children to listen to instructions to empty a flower bed ready for seeds to be planted.</p> <p>P.E. with PE coach - see separate plan</p>
--	-------------------	-------------------	--	--	---	--