

Date:

Fantastic Finisher

Foundation Subject Assessment

Year 2 - Spring Term A

Key Question - How do you get there?

Literacy Tree Texts - Rosie Revere Engineer/Iggy Peck Architect



1) Science

National Curriculum Objective - Identify and compare the suitability of a variety of everyday materials.

Key knowledge/skills - To understand that different materials will be suitable to safely withstand weight.

Activity 1: Identify suitable materials that could be used for different purposes.

Activity 2: Select a variety of materials to create a bridge that can hold a toy car.

2) Science

National Curriculum Objective - Describe the importance for humans of exercise, eating the right amounts of different types of food, and hygiene.

Key knowledge/skills - To understand that the body uses food to get what it needs and remain healthy.

Activity: Label healthy and unhealthy foods and describe why it is important to have a balanced diet.

3) Art

National Curriculum Objective - To use a range of materials creatively to design and make products.

Key knowledge/skills - To understand that different materials can be used to create art in different places around the country.

Activity 1: Answer questions to identify where Banksy's artwork originates and the materials he uses.

Activity 2: To make stencils to create their own graffiti in the style of Banksy.

4) History

National Curriculum Objective - To describe the lives of significant individuals in the past who have contributed to national and international achievements.

Key knowledge/skills - To understand the impact that Brunel had on society throughout his life.







Activity: Make a poster describing the life and work of Brunel, including facts about his impact on society.

Date:

Science

Activity 1: Identify suitable materials that could be used for different purposes.

- 1) Match the object to the material that you think is most suitable for them to be made from. Some objects might be connected to more than one material.


Object	Material
mirror	wood 
coat hanger	glass 
pillow	metal 
rabbit hutch	fabric 
chair	plastic 
house	brick 

- 2) Read the object descriptions and write down a material which you think would be suitable for the job. Explain the properties it has that make it suitable.

Description	Material	Why is it suitable?
A hutch to keep a rabbit in. It has to be kept outdoors and keep the rabbit warm and dry	<hr/> <hr/>	<hr/> <hr/>
A cup for a toddler. It has to be light, brightly coloured and safe for a toddler to use.	<hr/> <hr/>	<hr/> <hr/>
A pillow case. It has to be soft and able to go in the washing machine.	<hr/> <hr/>	<hr/> <hr/>
A vase. It has to hold flowers and look pretty.	<hr/> <hr/>	<hr/> <hr/>

Date:

Activity 2: Select a variety of materials to create a bridge that can hold a toy car.



- What is the maximum weight that the bridge can take without breaking?

- Can you make the bridge stronger?

Date:

Science

Activity: Label healthy and unhealthy foods and describe why it is important to have a balanced diet.

1) Label the following pictures to state if the foods are healthy or unhealthy.



2) Read the statements below and decide whether they are true or false.

Statement	True or False?
A diet should contain a variety of food groups and nutrients.	
You should eat a minimum of five fruits and vegetables a day.	
Milk and dairy products are unhealthy and you should not have these daily.	
Meat is a good source of protein.	
You should not have any unhealthy fats in your diet.	

3) Why is it important to have a balanced diet?

Date:

Art

Activity 1: Answer questions to identify where Banksy's artwork originates and the materials he uses.

1) Where could you see Banksy's artwork?

2) What materials does he use to create his art?

3) Which of the following have been created by Banksy? Tick the art created by Banksy.




Activity 2: To make stencils to create their own graffiti in the style of Banksy.

Date:

History

Activity: Make a poster describing the life and work of Brunel, including facts about his impact on society.

A large, empty rectangular box with a thin black border, intended for students to create a poster about Brunel's life and work. The box occupies most of the page below the instructions.