

Date:


Fantastic Finisher

Foundation Subject Assessment

Reception – Spring A

Key Question – Who lives in a house like this?

Literacy Tree Texts – Billy and the Beast / I want my hat back.



1) Past and Present (Geography, PSHE)

EYFS Objective – Talk about the lives of the people around them and their roles in society.

Key knowledge/skills – Talk about what a family is and begin to make comparisons. Draw a recognisable shape. Be able to talk about members of our family with some detail.

Activity – Use colouring pencils to draw a picture of your home and the people there.

2) People, Culture and Communities (Geography)

EYFS Objective – Describe their immediate environment using knowledge from observation, discussion, stories, non-fiction texts and maps.

Key knowledge/skills – Describe a familiar environment using positional vocabulary. Name some familiar, key features of our school.

Activity – Recognise and name three main areas that are in the school environment.

3) People, Culture and Communities (Geography)

EYFS Objective – Explain some similarities and differences between life in this country and life in other countries, drawing on knowledge from stories, non-fiction texts and – when appropriate – maps.

Key knowledge/skills – Begin to use geographical vocabulary such as map, country, to describe an environment. Be able to explain differences between a hot and cold environment. Use previous knowledge to talk about what life might be like in a different country.

Activity 1: Explore two contrasting small world environment (e.g. a hot country and a cold country) and explain the similarities and differences.

Activity 2: Select two animals that would live in a cold environment.

4) Expressive, Art and Design (Art, Geography, PSHE)

EYFS Objective – Safely use and explore a variety of materials, tools and techniques, experimenting with colour, design, texture, form and function. Share their creations, explaining the process they have used.

Key knowledge/skills – Draw carefully around a shape. Be able to name some of the features of a home such as window, door, walls. Use learnt vocabulary to describe a home.

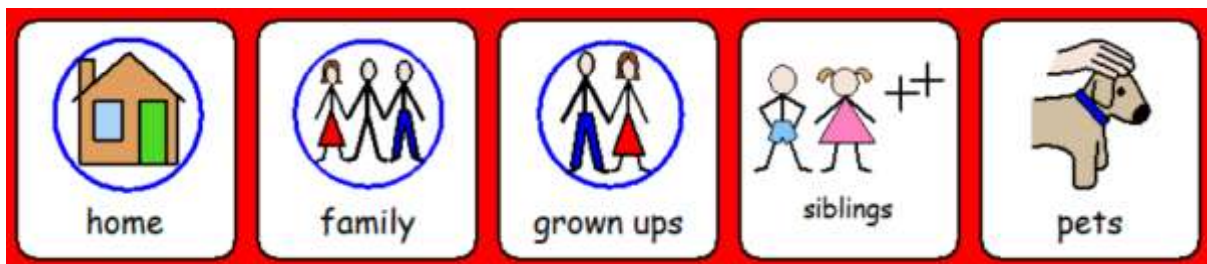
Activity - Draw around 2D shapes to create a shape picture of a house.

Date:

Use colouring pencils to draw a picture of your home and the people that live with you.



Can you label your picture?



Date:

Recognise and name three main areas that are in the school environment.




Can you name some of these areas?

Where can you find them?

Date:

Explore two contrasting small world environment (e.g. a hot country and a cold country) and explain the similarities and differences.

pictures



Which of these animals would live in a cold country?



Date:

Draw around 2D shapes to create a shape picture of a house.

