



Date:

Fantastic Finisher

Foundation Subject Assessment Reception –

Key Question – Where do we live?

Literacy Tree Texts – I am Henry Finch. Look up!



1) People, Culture and Communities (Geography)

EYFS Objective – Describe their immediate environment using knowledge from observation, discussion, stories, non-fiction texts and maps.

Key knowledge/skills – Be able to explain the key features of their local area. Use some geographical vocabulary. Use positional and directional language.

Activity – Draw a map of your route to school, describing key landmarks on the journey.

2) People, Culture and Communities (Geography, Science)

EYFS Objective – Know some similarities and differences between the natural world around them and contrasting environments, drawing on their experiences and what has been read.

Key knowledge/skills – Understand some of the key locations of Bridgwater town. Use some geographical vocabulary. Notice some differences between different environments.

Activity – Recognise and talk about features of Bridgwater, sharing our own experiences of life in our town.

3) The Natural World (Science)

EYFS Objective – Understand some important processes and changes in the natural world around them, including the seasons and changing states of matter.

Key knowledge/skills - Name and describe the properties of different materials. Sort objects that can be recycled. Think about how we can reuse materials.

Activity 1 – Match the objects to the correct recycling containers.

Activity 2 – Choose appropriate recycled materials to make an instrument.

4) Expressive, Art and Design (Science, Art)


EYFS Objective – Safely use and explore a variety of materials, tools and techniques, experimenting with colour, design, texture, form and function.

Key knowledge/skills – Make choices about the resources to use to make a collage. Combine materials to create new textures.

Activity – Create a poster, using collage materials, to encourage people to look after the local environment

Date:

Draw a map of your route to school, describing key landmarks on the journey.



Date:

Recognise and talk about features of Bridgwater, sharing our own experiences of life in our town.

Which of these places are in Bridgwater?



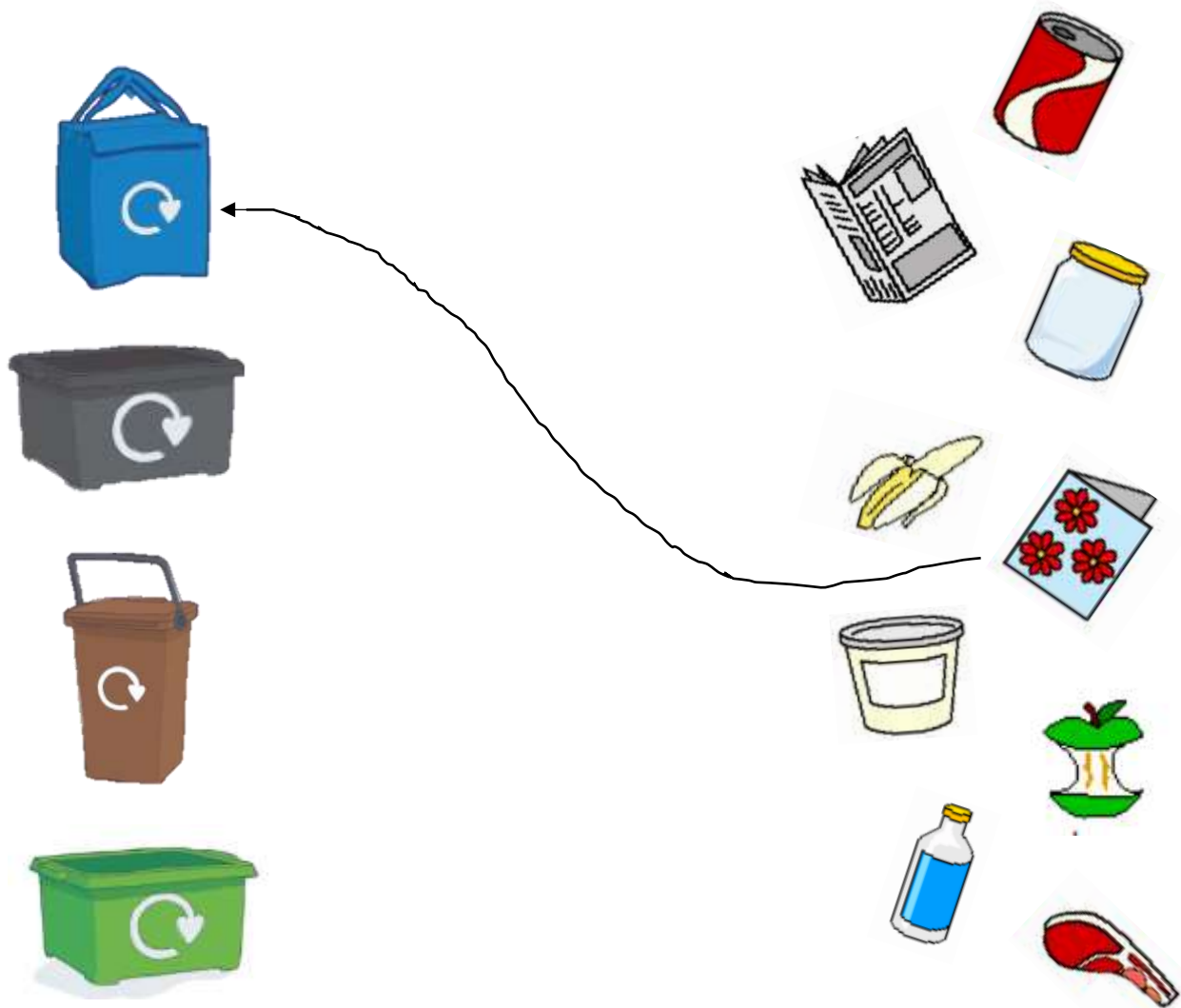
What can I do here?





A large speech bubble containing six horizontal lines for writing.

Date:

1. Match the objects to the correct recycling containers.



2. Choose appropriate recycled materials to make an instrument.



Date:

Create a poster, using collage materials, to encourage people to look after the local environment.

