

Date:

Fantastic Finisher

Foundation Subject Assessment

Reception – Spring Term B

Key Question – How do plants grow?

Literacy Tree Texts – Naughty Bus/ I will not ever never eat a tomato



1) Understanding of The World- The Natural World (Science)

EYFS objective– Explore the natural world around them, making observations and drawing pictures of animals and plants.

Describe their immediate environment using knowledge from observation.

Key knowledge/skills - To name two wild plants and make an observational plant drawing.

Activity 1: –To name two wild plants in the forest school area.

Activity 2: To make an observational drawing of a plant and label this.

2) Expressive Art and Design- Being Imaginative and Expressive (Music)

EYFS objective– Sing a range of well-known nursery rhymes and songs.

Key knowledge/skills – To perform a healthy eating song/rhyme learnt this term.

Activity: To use instruments to perform a healthy eating song/rhyme.

3) Expressive Art and Design- Being Imaginative and Expressive/ Creating with materials (Speaking and Listening)

EYFS Objective – Invent, adapt and recount narratives and stories with peers and their teacher.

Make use of props and materials when role playing characters in narratives and stories.

Key knowledge/skills – To understand the role of a gardener.

Activity: To engage with role play equipment to act out a gardener's role.

4) Understanding of The World – The Natural World (Science/Geography)

EYFS Objective – Understand some important processes and changes in the natural world around them, including seasons and changes states of matter.

Describe their immediate environment using knowledge from observation, discussion, stories, non-fiction texts and maps.

Key knowledge/skills - To name 1 feature from the 4 seasons.

To name 2 features of a garden.

Activity: To use natural resources in the forest school area to make a small garden. Discuss garden changes throughout the seasons.



Date:

1) **Activity 1:** –To name two wild plants in the forest school area.



Activity 2: To make an observational drawing of a plant and label this.

Date:



2) **Activity:** To use instruments to perform a healthy eating song/rhyme.




3) **Activity:** To engage with role play equipment to act out a gardener's role.




4) **Activity:** To use natural resources in the forest school area to make a small garden. Discuss garden changes throughout the seasons.




Date:




tree




sunflower



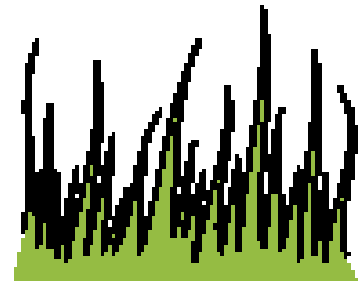
dandelion




daisy




weed




grass



daffodil




poppy



rose

Date:




garden




shears




plant




dig




mow



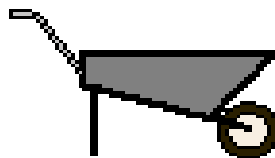
water




greenhouse



spade




wheelbarrow

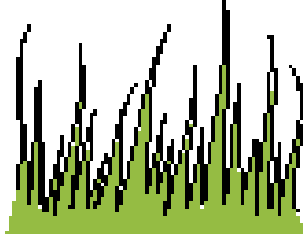


seeds


Date:




soil




grass



flowers




trees




path



mud



weeds



sun



rain

Date: