


Date:

# Fantastic Finisher

## Foundation Subject Assessment Reception – Spring Term A

### Key Question – What is under the sea?

#### Literacy Tree Texts – Night Pirates/ Lost and Found



#### 1) Understanding of The World- The Natural World (Geography)

**EYFS objective**– Recognise some environments that are different to the one in which they live, making comparisons between environments.

**Key knowledge/skills** - To name 3 features of the ocean.

**Activity 1:** –To engage with ocean small world context and name 3 key features.

#### 2) Expressive Art and Design- Creating with Materials (Art)

**EYFS objective**– Safely use and explore a variety of materials, tools and techniques, experimenting with colour, design, texture, form and function.

Share their creations, explaining the process they have used.

**Key knowledge/skills** – To recognize a sand sculpture artist and create own sculpture inspired by their work.

**Activity 1:** – To recognise and name a sand sculpture artist.

**Activity 2:** To make and discuss a sand sculpture in a small world context.

#### 3) Expressive Art and Design- Creating with Materials (Art)

**EYFS Objective** – Explore the natural world around them, making observations and drawing pictures of animals and plants.

Safely use and explore a variety of materials, tools and techniques, experimenting with colour, design, texture, form and function.

**Key knowledge/skills** – To name two sea creatures and draw recognisable shapes.

**Activity:** Use various resource mediums to make a drawing of two under the sea creatures in the ocean habitat e.g collage tissue paper, wax, pastels, crayons, charcoals, water colours.

#### 4) Understanding of The World – Past and Present (History)

**EYFS Objective** – Understand the past through settings, characters and events encountered in books read in class and storytelling.



Know some similarities and differences between things in the past and now, drawing on their experiences and what has been read in class.

**Key knowledge/skills** - To name 2 changes from seashores past and present.

**Activity:** To sort and discuss seaside pictures from past and present.

Date:



1) **Activity:** –To engage with ocean small world context and name 3 key features.



2) **Activity 1:** – To recognise sand sculptures



**Activity 2:** To make and discuss a sand sculpture in a small world context.



Date:

- 3) **Activity:** Use various resource mediums to make a drawing of two under the sea creatures in the ocean habitat e.g collage tissue paper, wax, pastels, crayons, charcoals, water colours



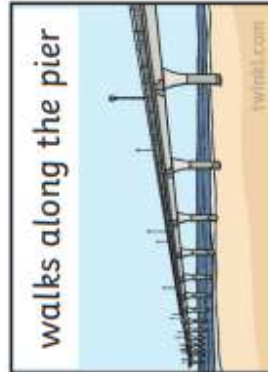

Date:

4) **Activity:** To sort and discuss seaside pictures from past and present.








Seaside Today

Seaside in the Past








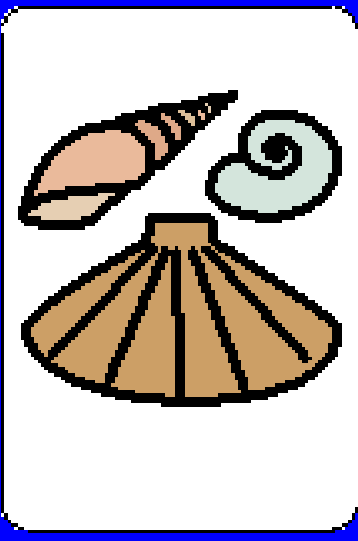
Date:




Date: \_\_\_\_\_




Date: \_\_\_\_\_




Date:



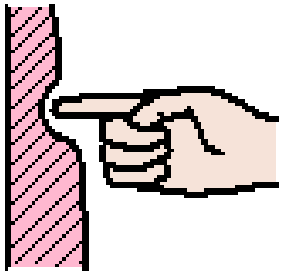
sand



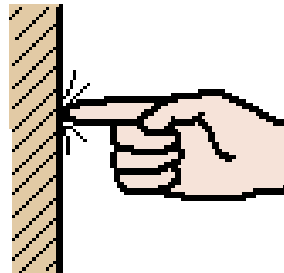
mould



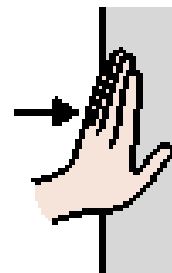
shape




soft



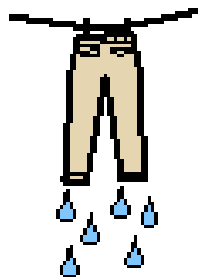
hard



push



pull



wet



dry

Date: