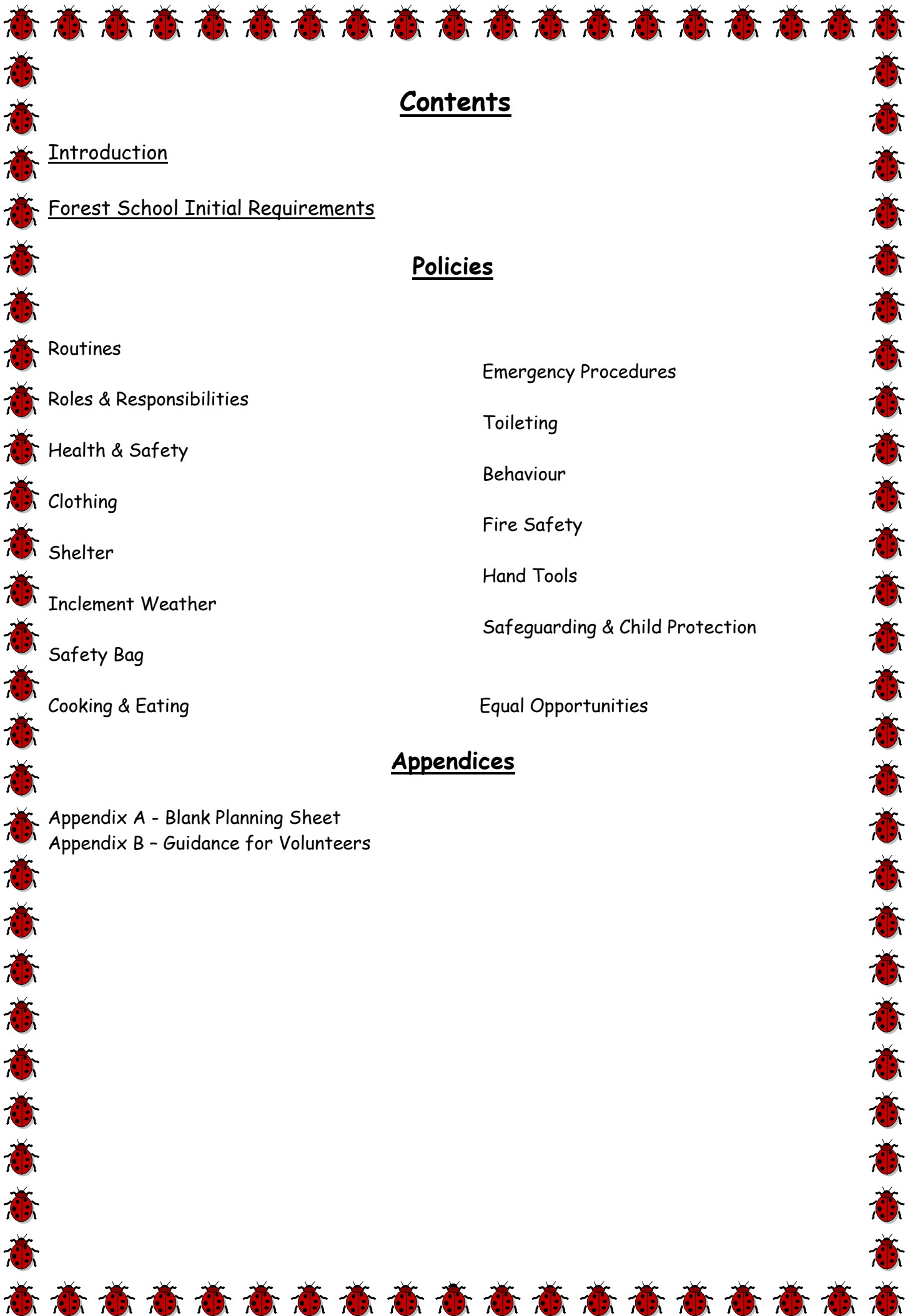




**Hamp Nursery
and
Infant School
Forest School
Handbook
2023-2025**



Contents

Introduction

Forest School Initial Requirements

Policies

Routines

Roles & Responsibilities

Health & Safety

Clothing

Shelter

Inclement Weather

Safety Bag

Cooking & Eating

Emergency Procedures

Toileting

Behaviour

Fire Safety

Hand Tools

Safeguarding & Child Protection

Equal Opportunities

Appendices

Appendix A - Blank Planning Sheet

Appendix B - Guidance for Volunteers



Introduction



This handbook aims to give all children, staff and volunteers of Hamp Nursery and Infant School an insight into our Forest School ethos.



The Forest School and outdoor learning environment at Hamp Nursery and Infant school provides opportunities for children to develop their self-esteem, self-confidence and to form positive relationships with others. It helps the children to develop a growing awareness of their emotional needs and the needs of others, to learn to co-operate and work with peers and adults whilst developing ways to take risks within the boundaries of safety. Taking part in Forest School and Outdoor Learning allows children to engage with the outdoor environment and natural surroundings of our school and allows them to begin to develop an understanding of our local area.



The children will take part in Forest School all year round. Through this they will explore the different seasons and learn from the changes that take place over time. The children's interest in the outdoors will be used to inspire creative thinking and develop their problem-solving skills.



Outdoor Learning and Forest School develops:



Confidence



Social skills



Language and communication

Motivation and concentration

Physical skills

Knowledge and understanding

Learning and development in all areas of the curriculum



At Hamp Nursery and Infant School, the Health and Safety of our children is very important to us. Therefore, the policies and risk assessments we have in place are there to ensure your child can take part in the activities we provide with the minimum of risk.



Parental Consent



At Hamp Nursery & Infant School Parents/Carers complete a permission form when their child starts school, which includes allowing their child to take part in outdoor learning and Forest School activities. Emergency contact details and any relevant medical details including allergies will be held in the office.



Communication

An introduction to Forest School and outdoor learning for new parents will take place. This

will show some of the activities the pupils will take part in. A list of clothing the children need to take part in outdoor learning will be presented to the parents & carers at this time.



Staffing Qualifications

The Forest School will be led by a teacher who is also a qualified B-TEC Level 3 Advanced Forest School Leader. Teachers and Teaching Assistants will support the children in their classes with Forest School activities under the supervision of the Forest School leader.



The Forest School leader is a qualified first aider, in addition to this a qualified first aider will be on call within the school building for all Forest School sessions.





Policies



The following policies are in place to ensure the safe running of our Forest School and outdoor learning activities. They form part of our school policies. All members of staff have a duty to follow these policies and should be familiar with their contents.

Policies located in the handbook are as follows:

- Routines.
- Roles and Responsibilities.
- Health and Safety.
- Clothing.
- Toileting.
- Shelter.
- Safety Bag.
- Inclement Weather.
- Cooking & Eating.
- Emergency Procedures.
- Lost Child.
- Risk Assessment.
- Behaviour.
- Fire Safety.
- Hand Tool Safety.
- Safeguarding and Child Protection.
- Equal Opportunities.

Routines

The Forest School Leader will follow a consistent routine before, during and after Forest School sessions take place.

Before:

- The Leader will conduct a risk assessment of the area prior to lessons taking place.
- The Leader will ensure there are appropriate child to adult ratios in place for sessions, as set out in the School's Health & Safety Policy. (In Policies folder)
- Lessons are planned with consideration given to the different ability levels and ways of learning for each class and Nursery room.
- Each class or nursery will be given copies of the plans before the lesson.
- The Leader will discuss the lesson activities with the class teacher and teaching assistants.
- The children will be appropriately dressed for the activity.
- The leader or nominated person will ensure the Safety Bag has been checked and all first aid equipment has been included.

During:

- The Leader introduces the activity and demonstrates the task if appropriate.
- Children work as a whole class or in small groups with an adult.
- Forest School Leader or a staff member ensures all equipment has been collected back in and accounted for.





- Leader to ensure the outdoor area has been left in a suitably safe manner, and all tools and materials are removed from area, and tools stored securely.

After:

- Any medical or safety issues to be written up and parents notified as per our normal school procedures.
- Discuss with classroom staff, the children's learning and use feedback to inform future planning.
- The tools and equipment to be checked and returned to locked storage in good order.
- Learning to be recorded in class or nursery floor book and assessed appropriately using purple and green pens, adding absences in red.
- Leader to write evaluation & annotate if appropriate on planning.

Roles and Responsibilities

Responsibilities of the Forest School Leader

- To plan and lead Forest School activities.
- To ensure planning for sessions provides an inclusive curriculum where all children can take part at their own pace and level.
- To ensure all Forest School policies and risk assessments are complied with.
- To ensure that all adults taking part including teachers, teaching assistants understand their roles and responsibilities within the session.
- To take responsibility for behaviour during Forest School sessions in accordance with the School's Behaviour Policy. (In Policies folder)
- To identify the nearest qualified First Aid staff member.
- To ensure that all participants follow the Clothing Policy.
- To ensure all Forest School policies are regularly reviewed and that any review is informed by observations and developing knowledge of the Forest School setting.
- To adhere to the school's Safeguarding and Child Protection Policy

Responsibilities of adults taking part in sessions

- To take an active role in Forest School activities and assist with any discipline issues within their group (See School Behaviour Policy in folder).
- If appropriate, to assist with walking of children to forest school area.
- To assist the Forest School Leader in maintaining equipment in a safe condition and immediately report any concerns about any of the equipment.
- To assist the Forest School Leader in teaching children to maintain their own and others' Health and Safety.
- To report all accidents or hazards to the Forest School Leader.
- To take responsibility for making themselves aware of safety issues, such as the whereabouts of the safety bag / first aid kit/ whistles/ fire extinguisher/ fire bucket.
- To provide their own suitable outdoor clothing and footwear. (Waterproof trousers, waterproof coat and wellington boots)
- To be aware of and adhere to the school's Safeguarding and Child Protection policy. (See Policy in folder)





Responsibilities of the Children

- To begin to take responsibility for their own safety as well as the safety of others.
- To avoid taking unnecessary risks.
- To listen to and follow any information and/or instructions given to them.
- To be dressed appropriately for Forest School sessions.



Health and Safety



At Hamp Nursery & Infant School the Forest School follows the School's Health and Safety Policy. All aspects of the policy must be followed to ensure both adult and children's safety.





In order that Forest School sessions may be run safely, the Forest School Leader will:



- Ensure that the nearest qualified first aider is identified each session.
- Establish and maintain a safe and healthy environment:
- Establish, maintain, and evaluate appropriate procedures, policies, and risk assessments regularly.
- Ensure boundary and hazard flags are used each lesson and set before any lessons take place.
- Provide information and instruction for all adults so that they can contribute to their own health and safety and that of the children they are working with.
- To follow the school emergency procedures including the reporting and recording of incidents and medical requirements.
- Ensure that risk assessment of areas take place before children arrive for lessons.
- Risk assessments will be completed for all off-site visits and signed by the Head Teacher.
- All risk assessments to be completed on EEC website as per school policy. (Tools, fire safety, cooking and eating, on-site)
- Use information gathered from any accidents that happen, to inform future risk assessment and policy making.
- Teach all members of the class to maintain their own and others health and safety by involving them in the risk assessment process at appropriate opportunities. (Fire Circle, Boundary and hazard flags)
- Maintain the legal adult-child ratio as set out in the school's Health & Safety Policy for any off-site activity.
- The following recommended minimum adult to child ratios apply:
 - Nursery On-site 1-3.
 - Reception - On-site 1-8.
 - KS1 (Years 1 & 2) On-site 1-8.
- Ensure that safety equipment is in good working order and is used appropriately.
- All off-site activities to have a minimum of two adults or more if appropriate to maintain ratios







 **The Forest School Leader will assume overall responsibility for the maintenance of the First Aid Kit, Safety Bag and Tools brought to Forest School sessions.** 


 **Clothing** 


 What the children will need to wear.

-  • **Suitable footwear:** Wellington Boots


-  • **Weather appropriate clothing:**

 During cold or wet weather - layered clothing, warm top, trousers, waterproof trousers, waterproof coat,



 During warmer weather - long sleeved tee shirt (to prevent prolonged sun exposure) trousers, sun hat. Sunscreen should be applied at home and parents will be advised by letter, as per school procedures to apply sun cream before the start of school.

 The school do have a small stock of waterproof trousers, coats and wellington boots, These are kept with the forest school resources.


 **Toileting** 

 At Hamp Nursery and Infant school, we take the welfare of the children during Forest School and Outdoor Learning sessions very seriously. The inclusion of activities where children will be having a drink, are carefully planned for the end of the sessions to avoid children needing the toilet during the activity.


 Therefore:

-  • Children will visit the toilet before changing into their Forest School clothing.
-  • All children will wash their hands at the end of each lesson after changing out of Forest School clothing and visit the toilet if needed.


 **Shelter** 

 At Hamp Nursery & Infant School we are very fortunate to have an outdoor classroom available for our use. This enables us to have shelter for our activities in very hot sunny weather as well as when it is raining heavily. We also have a small shelter in our wild area.


 **Inclement Weather** 


 In periods of inclement weather activities will be altered or alternative activities will be planned for under the outdoor classroom or indoors. Inclement weather includes heavy rain and persistently hot sunny weather.


 **Heavy Rain** 


 The outdoor classroom should be utilised as a first step. Activities should be adjusted to take place in a smaller space, or an alternative activity planned for indoors.

 **Persistent hot weather - sunshine** 

 A suitable shelter should be erected prior to activity taking place or the outdoor classroom used for 'breaks' from the sun. Parents should be reminded to apply sunscreen to their children before school and sun hats should be worn.

 **Ice and snow** 

 Salt should be applied to paths prior to children taking part in activities. Warm clothing to be worn under waterproof outer clothing.

 **Please note:** In extreme weather conditions, alternative plans will be in place for the children to remain in classrooms.





Safety Bag

- Nappy Sacks
- Tissues and Wet wipes
- Medicines (if appropriate)
- 1 Hand Sanitizer
- Safety whistle
- 1 first aid kit in small first aid box



Eating & Cooking



Eating



At Hamp Nursery and Infant School, we adopt the following Policy on the eating of food during Forest School sessions:



Forest School sessions will adopt a nil-by-mouth policy with the following exceptions:



- Hot drinks made in flasks or Kelly kettle from commercially available products such as hot chocolate.
- Drinks and foods that link directly to our topics which will only be sourced from commercially available products, (shops) or grown on site, specifically for eating. E.g. potatoes.



In such cases, the Forest School Leader will be responsible for checking that no member of the group has any listed allergy to any of the products; if they have, the Forest School Leader will use their discretion as to whether a substitute product or different activity will be most appropriate.



Children will be told the importance of not putting anything they have found in their mouth.



Cooking



A nil-by-mouth policy will be adopted with the following exceptions:



- All food cooked during Forest School sessions will be sourced from commercially available products only, (shops) or grown on site, specifically for eating. E.g., potatoes.
- Food cooked during sessions will only use one cooking pan/pot.
- Cooking to take place only within the normal fire safety exclusion zone of minimum of 2m from edge of fire, adhering to our Fire Safety Policy.
- Kelly kettle, cook set to be utilised for use on kelly kettle base.
- **No children to be allowed in fire circle.**



Emergency Procedures



All adults and children will be briefed on what to do in case of emergency. A whistle will be blown as a signal to stop, freeze and wait for instructions. Adults with groups to stay with groups. The Forest School Leader will assess the situation and the nature and extent of the injury/accident. The Leader will ensure that the rest of the group are safe from danger and are adequately supervised. They will attend to the casualty and call for a qualified first aider if necessary. An incident report will be completed after the event.



If anyone sustains an injury or illness which cannot be treated by first aid on site and requires medical assistance the following will occur:



- In serious cases, 999 will be dialled from the school office. The school will be responsible for notifying the parent/s and informing EEC if necessary, in line with Health and Safety Policy.





- The welfare of the rest of the group will be maintained. They will be supervised away from the incident by classroom staff and returned to class if deemed necessary.
- One member of the staff will meet the ambulance at the school entrance and direct the crew to the incident site.
- If the injured child is taken to hospital, the child's parents will be informed and kept updated about the situation by the SLT. A member of staff may be asked to accompany the child if the parents have not arrived at school in line with school policies and procedures.
- In minor cases, the school office will arrange to contact the parent of the injured child so they can be collected and taken to the hospital, doctor or home as appropriate.

Lost Child

A missing child may constitute a Serious Emergency.

A Serious Emergency is defined as:

A fatality, life-threatening injury or illness to an individual, injury to a large number of pupils or adults, any injury or illness which may leave the Casualty disabled or disfigured, any missing persons.

At Hamp Nursery and Infant School our priority is to keep all children safe.

If it is discovered that a child is missing from the group, the situation will be taken very seriously from the outset. A summary of the procedures to be followed is outlined below.

These ensure that a systematic approach to find the child is taken and consideration is given to the levels of risk to the child.

- The Forest School Leader shall be informed immediately and will inform the headteacher via contact with the school office or by verbal message. Contact will then be maintained with SLT for the duration of the incident.
- Activity for the rest of the group shall be suspended in order that up to two members of staff, may be released to conduct an initial search, which shall last no more than five minutes.
- The remaining children will be brought together, a head count taken with the register checked to make sure that no other child has also gone missing.
- The remaining children will be given a low-risk activity to complete, within the area by the remaining adults, being mindful not to increase the anxiety of the class.
- The Forest School Leader, in discussion with adults in the class or nursery will attempt to establish who last saw the missing pupil. When and where.
- If, after the five-minute search, the child has not been located, the Forest School Leader will inform the head teacher/school office of the location at which the child was last seen.
- At an appropriate point all adults and children not involved with the emergency will return to class when it is safe and practical to do so.
- The SLT will be kept informed so that they can contact the child's parents and inform them of the situation.
- Staff should corroborate details of the incident, including last known position of the missing child and any timing. These will be recorded in accordance with the school's procedures





- When the child is found, sensitive attempts to find out how the child became lost should be made.
- Parents/carers, SLT and Emergency Services will be informed that the child has been found and is safe and well as appropriate.
- Parents/carers of the class or nursery should be invited to a debriefing to explain the circumstances surrounding the incident, or a letter sent home giving details of the events if appropriate.
- A log of the incident will be recorded as per school procedures.
- Staff and parents should be asked to refer any enquires they have or any enquiries from the media, or other sources, to the Head Teacher.
- Liability should not be discussed until after any investigation by the appropriate authorities is complete.





Risk Assessment

Hamp Nursery and Infant School aims to develop children's self esteem, independence and motivation to learn in a safe environment.

In order that these aims can be met, the Forest School Leader will:

- Consistently apply risk assessments.
- Look for and identify hazards.
- Decide who may be harmed and how.
- Evaluate the risks and decide whether existing procedures are adequate or whether more should be done. Forest School activities may only proceed if the remaining risk is deemed to be low.
- Record findings, based on site visits or observations
- Review assessments on a regular basis.
- Carry out full risk assessments on all areas where Forest School activities will take place. The Leader will risk assess the Forest School area as close to the start of each activity as is reasonably practical.
- Note risks related to a specific activity on the appropriate lesson plan.
- Inform staff and children of potential hazards and methods of working, to minimize risks.
- Involve staff and children in risk assessment, as appropriate, as part of learning.
- Ensure that all staff and children are aware of the emergency procedures for the area.
- Be responsible for teaching adequate skills to keep selves safe.
- Ensure a nil-by-mouth policy is adopted for any items not bought in a shop or grown specifically for lessons.



Transport

Walking on pavements

- All children and adults to wear high visibility jackets.
- Sessions will be planned to avoid busy periods of road use to minimise risk.
- The Forest School Leader will ensure adults are positioned appropriately along the line.
- The adult leading the line will apply all safety procedures, know the agreed route and be familiar with the destination. The lead adult will be familiar with the class and children.





- Children will walk on lefthand side of pavement in pairs.
- The adult at the front of the line will ensure other pedestrians are kept safe, stopping the line if necessary to allow others to pass safely.
- The group will stay together so that all members of staff can see the adult at the front of the line.
- If the Leader senses the group or class is getting to spread out, they will stop the children. The Leader will then give instructions on how the group should close the gaps in the line. When the Leader is satisfied that the group is back together again, they will give the instruction to move on.

Crossing the road from pavement to pavement

- On approaching the place to cross the road, the adult at the front of the line will stop the children and ensure they are all paying attention and are ready to cross.

Using a pelican or zebra crossing.

- The pelican crossing can be considered to be a 'safe place to cross', however, the interval in which the pedestrian is presented with a 'green light' is too short to cross an entire class. This presents its own safety issue. Children to move into lines of pairs, children to cross the road in 'waves' with adult at each end. This should be included on the risk assessment and shared with all adults prior to departure.
- Other hazards need to have been identified and supervisors and children briefed on appropriate means to reduce risks to an acceptable level.

Behaviour

Hamp Nursery and Infant School aims to help children to:

- Build their self-esteem, independence, excitement, and motivation to learn.
- Begin to learn how to help maintain a safe learning environment.
- Show awareness and respect for others and for the environment.
- Work collaboratively.
- Uphold clear expectations of behaviour management.
- Develop awareness of acceptable behaviour and responsible behaviour in an outdoor environment.
- Develop pride in their achievements.

The standards of behaviour we expect of the children at Forest School are the same expectations we have in the classrooms and wider school environment. At all times we follow the guidelines set out in the School Behaviour Policy.

The Role of the Forest School Leader

The Forest School Leader will:

- Create a positive environment which encourages and reinforces caring, nurturing and acceptable behavior towards one another, the environment and the equipment being used.
- Promote effective relationships in which all are accepted, valued and treated equally.
- Be mindful of the need to maintain safety at all times.
- Establish clearly defined standards of behaviour.
- Provide a positive role model for all children and adults.
- Place the needs of the children, including needs linked to their preferred learning styles, social and behavioural needs at the centre of the Forest School curriculum to maximize individual success and raise self-esteem.





- Give verbal praise to children demonstrating good work, good behavior, cooperation and good group work.

The Role of the Children

The children, to the best of their abilities will:

- Listen carefully and respond to instructions and requests, especially those concerning safety.
- Develop and maintain an acceptable attitude towards one another, the environment and all equipment.

Sanctions

Where sanctions need to be given, the Forest School Leader will ensure the following steps are adhered to:

- A member of staff will try to re-engage the child in the first instance
- A verbal warning will be given by a member of staff by taking the child to one side and reminding them of the importance of acceptable behaviour.

However, if the child's actions are placing the group and/or an individual at risk, the child will be dealt with in the following manner:

- The child will be escorted back into school and handed over to an appropriate member of staff.
- The Forest School Leader will complete an incident report.

Fire Safety

At Hamp Nursery and Infant School, we may use a Kelly kettle during Forest School lessons. Therefore, we aim to ensure that all children and adults participating in Forest School sessions with a Kelly kettle will do so safely and with minimum risk.

Location

- Only agreed areas will be used for the Kelly kettle, away from buildings, fencing, trees and hedges.
- Kelly kettles are only to be used on flat surfaces.

Positioning of Children and Adults

- The inner Fire Circle (rope) is at least 2 meters from the edge of the Kelly kettle.
- When the Kelly kettle is in use, children are not permitted to access the area.
- Once seated around the outside of the circle, the children must remain seated until directed by an adult to move.
- Children are not permitted to throw anything onto the Kelly Kettle.
- Advice on the appropriate way for dealing with smoke will be given to the children: they are advised to turn their head to one side, placing their hand across the face and to close their eyes. If there is a clear wind direction, seating in the line of smoke is to be avoided. If wind direction is variable, the leader should rearrange the seating.


Safety and Responsibility

- Only adults are to light the fire in the fire pan.
- The Kelly kettle must be placed on a flat surface.
- Fires are lit using pulled apart cotton wool balls, dry twigs and a strike stick.
- Vaseline can be used in very small quantities on the cotton wool if lighting fire is proving difficult.
- No plastics are to be burnt.
- Children must be seated at least 2 meters away from the edge of the Kelly kettle.





- Kelly kettles should never be heated with the cork in.
- Water should never be boiled for hot drinks - tepid water temperature only.
- Fuel should burn itself out, but if not, it must be extinguished with water from fire bucket.
- As per school dress code, children and adults must have long hair tied back. Loose clothing must be secured to avoid catching on fire.



Extinguishing

- All fires must be extinguished at the end of a session.
- Water bucket, sand in fire bucket & fire extinguisher must always be placed at edge of fire circle.
- Whenever possible, all fuels should be burnt off to ash.
- At the end of the session, the fire must be doused down with water and stirred until all smoke and steam has ceased by adult.



Hand Tool Safety

Children could be using several tools during our Forest School lessons. Whatever the activity, the safety of all children and adults at Hamp Nursery and Infant School is of paramount importance. The Forest School leader is a qualified first aider, but if not present a qualified First Aider must be on call from a nearby classroom. A well-stocked First Aid kit should be in the Safety Bag at all times. Personal safety and expected behaviour should be discussed before all activities.

- An adult should carry any tools to the Forest School site.
- Tools should be locked away safely in the outside store on the 'Reception' playground when not being used for Forest School.
- Proper use of tools should be demonstrated when first used and subsequently practised and reinforced regularly by staff.
- Everyone should know where tools are to be put when finished with after a session.
- Safety gloves must be worn and safety goggles to be worn when appropriate.
- The Forest School Leader is responsible for the suitability of the tools for the activity chosen. If any adults have concerns about tool maintenance during a lesson, remove tool and report fault to the Forest School Leader.
- Adults should support learning, but also be aware of moving the learning forwards. Adults may support using tools that the learner is not competent enough to use yet, to enable the learner to carry out their task, whilst encouraging children to become more independent and competent when using the tools themselves.
- Forest School Leader or designated adult must count tools back in to ensure they are all safely returned.
- Tools must be checked for damage and cleaned, sharpened and stored correctly after use.
- The primary duty of all staff is to ensure the children are being safely supervised when using tools.





Safeguarding and Child Protection



The Child protection lead at Hamp Nursery and Infant School is the Headteacher: Mrs M. Weatherburn and deputies are Mrs S. Seago, Mrs J. Newcombe, Miss T. Miller and Miss V. Keal. All staff at Hamp Nursery and Infant School have attended Basic Awareness Child Protection Training and PREVENT training. Safeguarding folders are in each classroom. Adequate steps should be taken to ensure the safeguarding of the class or group during Forest School and Outdoor Learning sessions. All normal school practices should be followed but specific procedures may be necessary to account for the protection and safeguarding of individuals in an outdoor learning environment.



- Adult: pupil ratios need to satisfy minimum requirements and should form part of the Risk Assessment for each class.
- As per normal school procedures, all staff are vetted by the Disclosure and Baring Service (DBS).
- Health and Safety precautions should set appropriate physical boundaries for each lesson. (Boundary and hazard flags)
- Staff members should be made aware of any special needs of individuals in the class / group on a 'needs to know' basis.
- Personal information relating to individuals should be handled sensitively and steps need to be taken to ensure data protection policy requirements are met in relation to how this information is shared and stored.
- Disclosures - If a child makes a disclosure during a Forest school lesson, normal school practices and procedures must be followed. Explain to child that confidentiality cannot be maintained and the information given must be passed to the designated Child Protection lead. The child's words must be written down as exactly as possible, avoiding asking leading questions. At first opportunity pass the information to the designated lead.



Equal Opportunities



Hamp Nursery and Infant School uphold an ethos of inclusive teaching and learning.



Therefore:



- All lesson plans to show how children will learn and include differentiation as needed.
- Any child who is supported 1:1 in the classroom will continue with this support during Forest School.
- Any incidences of bullying or behavioural difficulties will be dealt with in accordance with the school's Behaviour Policy.
- STC will be used to support children's understanding as appropriate.



Environmental Maintenance



Please note, any resources used within Forest School lessons should be obtained from sustainable sources. Remember any sticks, logs or twigs that are collected belong to someone!



Permission to use or remove them from site must be obtained. We are proud of our outdoor areas at Hamp Nursery and Infant School and therefore we need to conserve and preserve them for future use. We must rotate lessons and activities around the grounds to avoid over




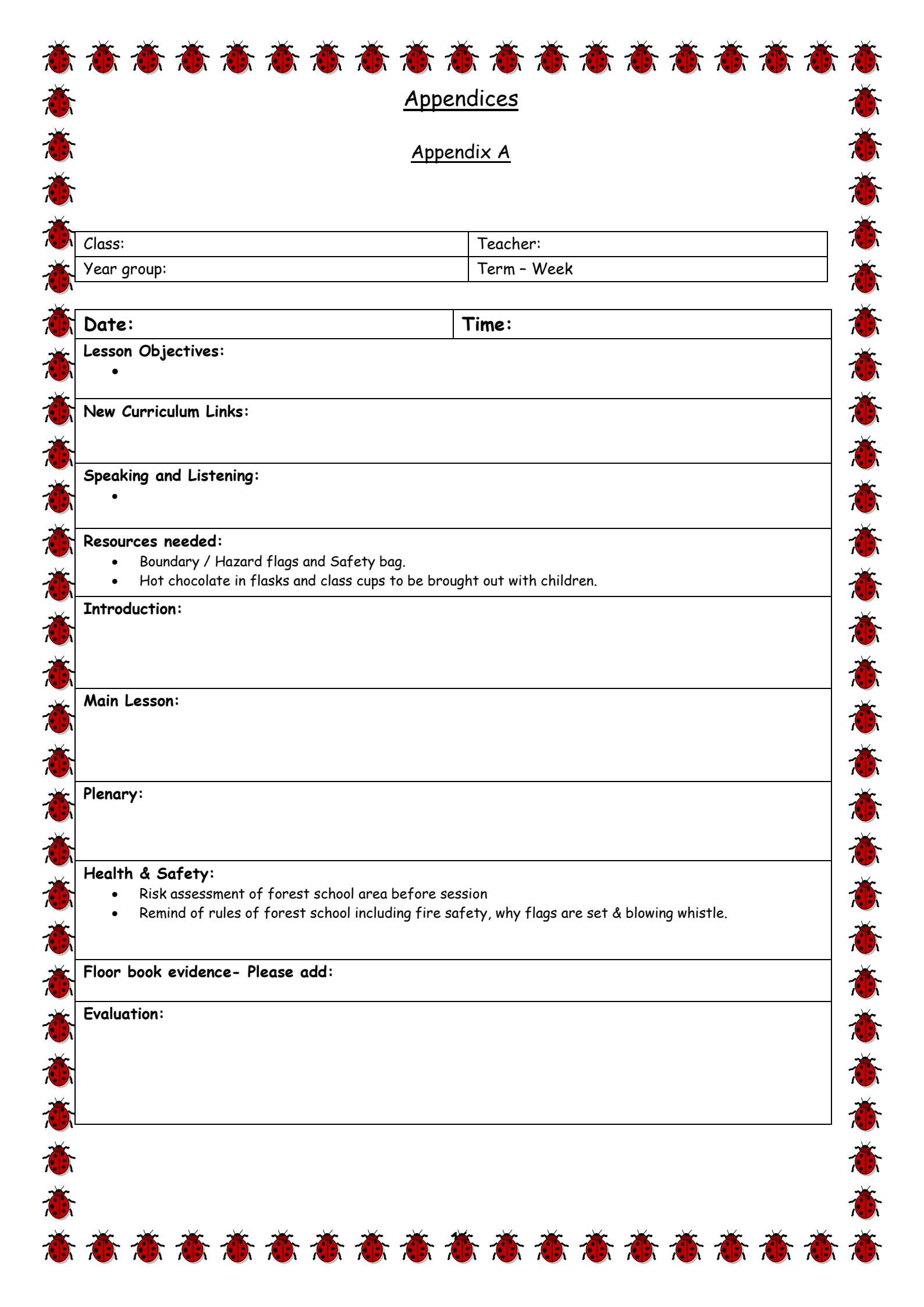


use. If any areas are damaged, please report this to the Forest School Leader, who then can liaise with SLT to assess how to repair the area. E.g., by reseeding grass or planting trees.

This handbook has been produced by Hamp Nursery and Infants School November 2021, and will be reviewed periodically as required.

Review Date:	Reviewed by:	Signed:
November 2022	Wendy Bryant, Forest School Leader and Outdoor learning coordinator.	
December 2023	Wendy Bryant, Forest School Leader and Outdoor learning coordinator.	
December 2024		





Appendices

Appendix A

Class:	Teacher:
Year group:	Term - Week

Date:	Time:
Lesson Objectives: <ul style="list-style-type: none">•	
New Curriculum Links:	
Speaking and Listening: <ul style="list-style-type: none">•	
Resources needed: <ul style="list-style-type: none">• Boundary / Hazard flags and Safety bag.• Hot chocolate in flasks and class cups to be brought out with children.	
Introduction:	
Main Lesson:	
Plenary:	
Health & Safety: <ul style="list-style-type: none">• Risk assessment of forest school area before session• Remind of rules of forest school including fire safety, why flags are set & blowing whistle.	
Floor book evidence- Please add:	
Evaluation:	

- Boundary / Hazard flags and Safety bag.
- Hot chocolate in flasks and class cups to be brought out with children.

- Risk assessment of forest school area before session
- Remind of rules of forest school including fire safety, why flags are set & blowing whistle.



Appendix B



Hamp Nursery and Infant School - Guidance for Volunteers



Forest School activities are all about having fun outdoors. They provide children with unique learning experiences where the emphasis is on developing independence, self-esteem and taking control of their learning so they learn how to learn.



You can be part of this:



- Be positive.
- Engage with children in the activities.
- Sometimes stand back and watch what the children do and how they learn.
- Support and encourage children to try new activities.
- Share anything significant that you have observed about the site with the leader.
- Extend the children's vocabulary by getting involved in their conversations where appropriate: take care not to take over though!
- Share your own knowledge with the children.
- Ask questions to extend the children's thinking. Eg Why are you using that ...? What do you think would happen if....? Can you explain what you think is happening when ...?
- Most importantly, have fun!

